QuSpot for RUT2xx ver. Global

INTEGRATED MULTI-BAND LTE & 5G OMNI ANTENNA + WI-FI OMNI ANTENNA + PLACE TO INSTALL TELTONIKA RUT271/RUT260/RUT241/RUT240/RUT200 (ALL-IN-ONE)

QuSpot omnidirectional 5G/LTE antenna ver. Global for Teltonika **RUT271, RUT260, RUT241, RUT240 or RUT200 routers** is a perfect outdoor device for mobile and fixed installations e.g. CCTV, hotspots, industrial areas, campervans, ships etc... In addition to having **omnidirectional, multi-band LTE antennas**, it has also embedded **omnidirectional Wi-Fi antenna**. If you use RUT2xx with QuSpot antenna, you get an integrated complete solution with embedded router and multi band antennas in one enclosure.

5G | BAND 71 | 617-6000MHz | 7 dBi | Wi Fi DUALBAND 2.4GHz 5GHz | OMNI DIRECTIONAL | IP 68 | -40° TO +80°

5G ANTENNA SPECIFICATION

FREQUENCY	617 - 960 MHz 1.7 - 2.7 GHz 3.3 - 4.7 GHz 5.2 - 6.0 GHz
GAIN	617 - 960 MHz : 2 dBi 1.7 - 2.7 GHz : 4 dBi 3.3 - 4.7 GHz : 4.5 dBi 5.2 - 6.0 GHz : 2 dBi
VSWR	<2.00, max <2.50
BEAMWIDTH	360°/25° ±5°
POLARIZATION	Vertical
IMPEDANCE	50 Ω
CONNECTOR	2x SMA
CABLE TYPE	RG316

Copyright © 2023, Wireless Instruments. Specifications and information given in this document are subject to change without prior notice.

WI-FI ANTENNA SPECIFICATION

FREQUENCY	2.4 - 2.5 GHz 4.7 - 6 GHz
GAIN	2.4 - 2.5 GHz : 6 dBi 4.7 - 6 GHz : 7.5 dBi
VSWR	<1.70, max <2.00
BEAMWIDTH	360°/25° ±5°
POLARIZATION	Vertical
IMPEDANCE	50 Ω
CONNECTOR	1x RPSMA
CABLE TYPE	RG316

MECHANICAL SPECIFICATION

MATERIALS	ABS, aluminum, PTFE
CONNECTOR TYPE	RJ45
INGRESS PROTECTION	IP68
DIMENSIONS	160 x 160 x 240 mm 6.3 x 6.3 x 9.45 inch
WEIGHT	1.5 kg 3.31 lbs
OPERATING TEMPERATURE	From -40°C to 75°C From -40°F to 167°F

Copyright © 2023, Wireless Instruments. Specifications and information given in this document are subject to change without prior notice.

MAST DIAMETER	40-60 mm 1.57-2.36 inch
INCLUDED BRACKET WIND SURVIVAL	≤190 km/h
OPTIONAL BRACKET WIND SURVIVAL (2X U-BOLT)	≤220 km/h

FREQUENCY BANDS

LTE / 4G	617 MHz	1	2	3	4	5	7	8	6000 MHz
		9	10	12	13	14	17	18	
		19	20	22	25	26	27	28	
		29	30	33	34	35	36	37	
		38	39	40	41	42	43	44	
		48	49	52	53	65	66	67	
		68	69	71	85	103	106		
5G	617 MHz	n1	n2	n3	n5	n7	n8	n12	6000 MHz
		n13	n14	n18	n20	n25	n26	n28	
		n29	n30	n34	n38	n39	n40	n41	
		n48	n53	n65	n66	n67	n71	n77	
		n78	n80	n81	n82	n83	n84	n85	
		n86	n89	n90	n95	n97	n98	n100	
		n101	n256						

Copyright © 2023, Wireless Instruments. Specifications and information given in this document are subject to change without prior notice.

PLOTS

VSWR for 5G/LTE antenna

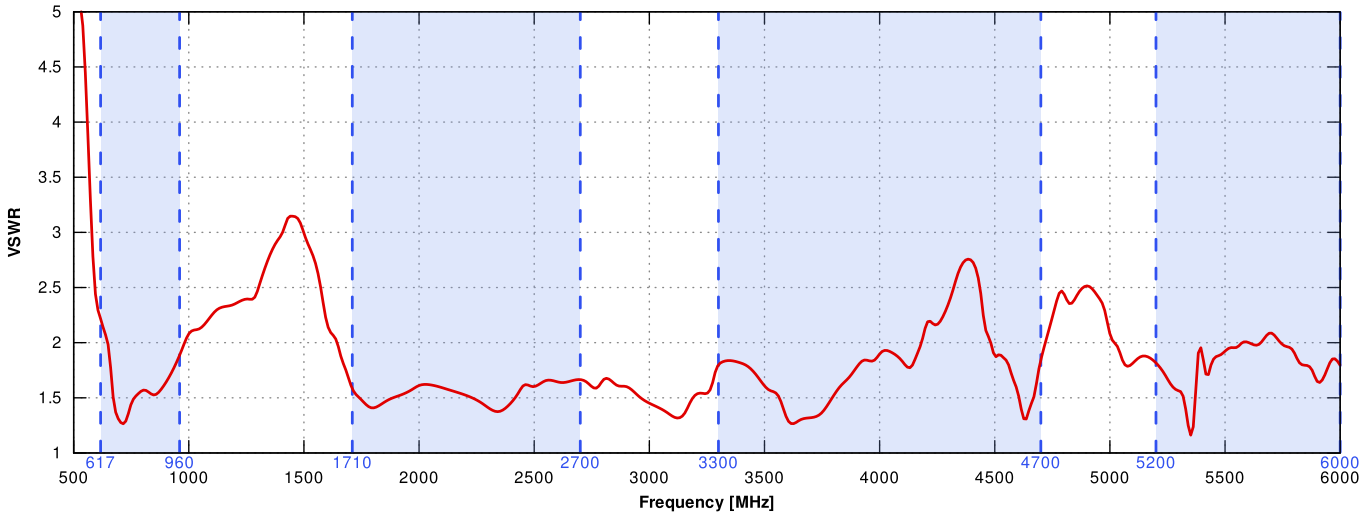

VSWR for Wi-Fi antenna

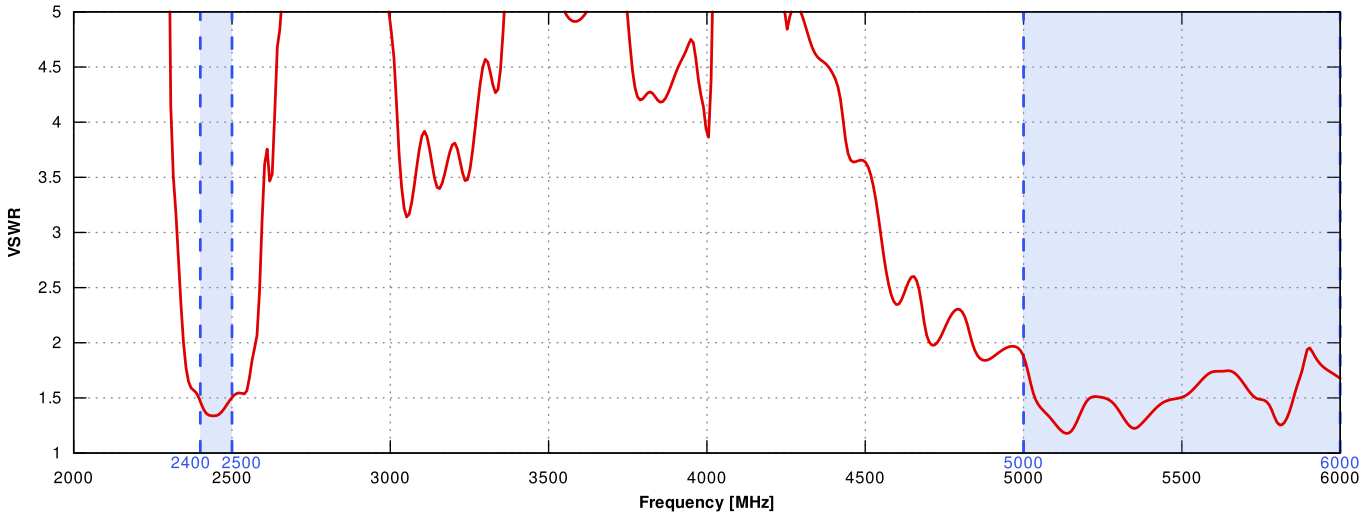

Copyright © 2023, Wireless Instruments. Specifications and information given in this document are subject to change without prior notice.

Gain for 5G/LTE antenna

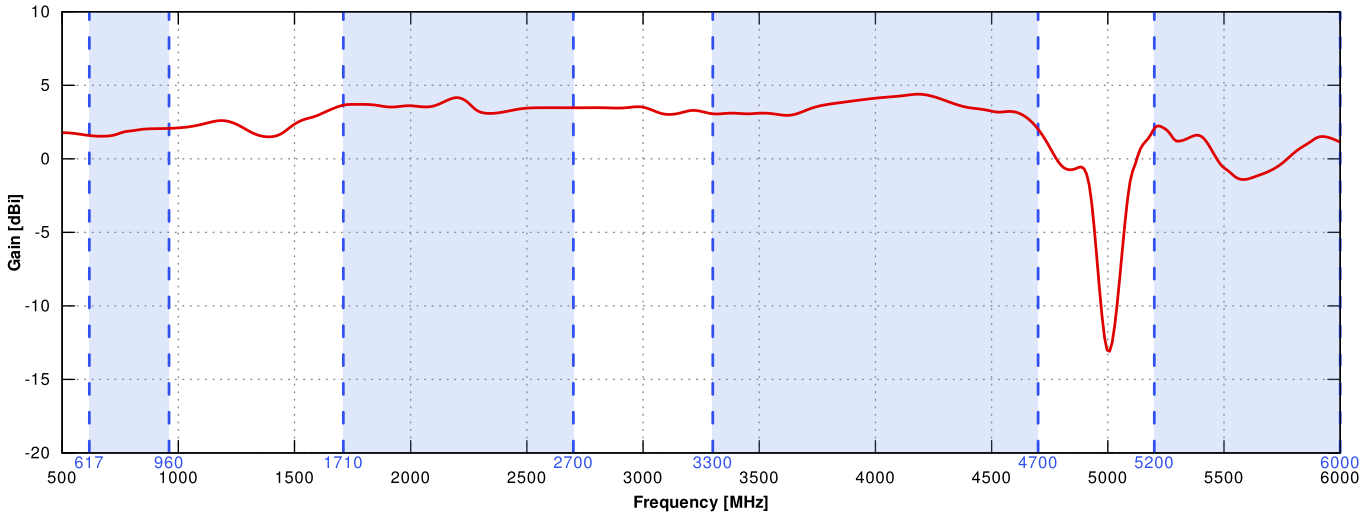

Gain for Wi-Fi antenna

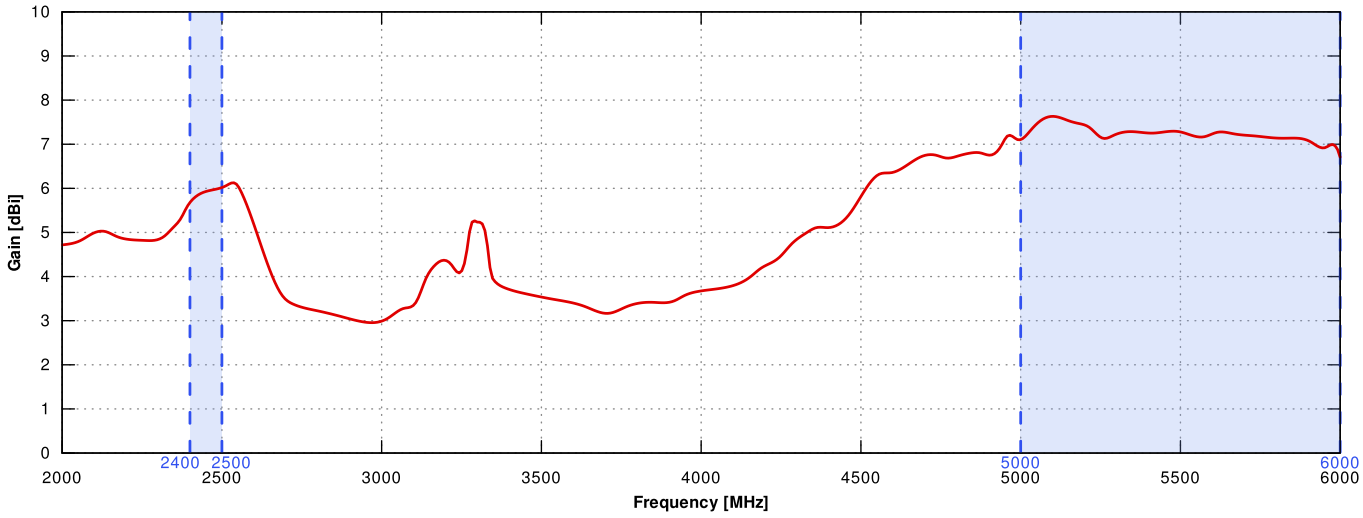

Copyright © 2023, Wireless Instruments. Specifications and information given in this document are subject to change without prior notice.

5G/LTE from 650MHz to 950MHz

ELEVATION

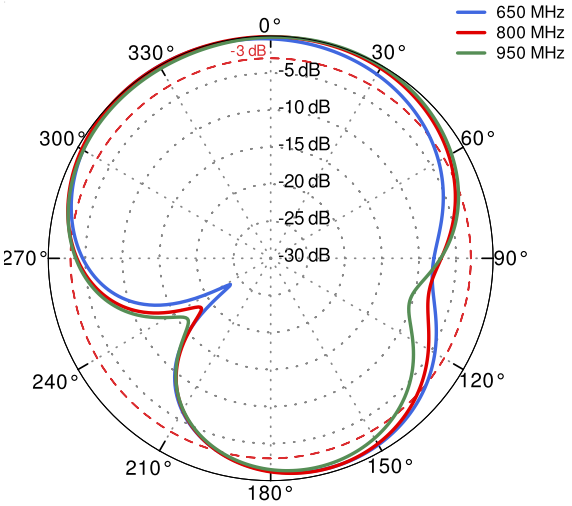

AZIMUTH

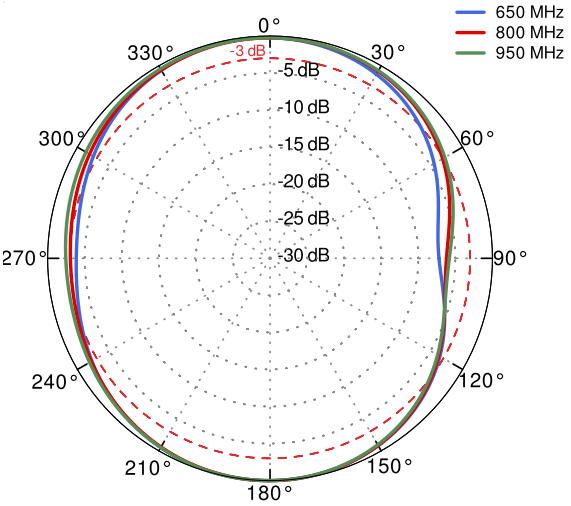

5G/LTE from 1.71GHz to 2.5GHz

ELEVATION

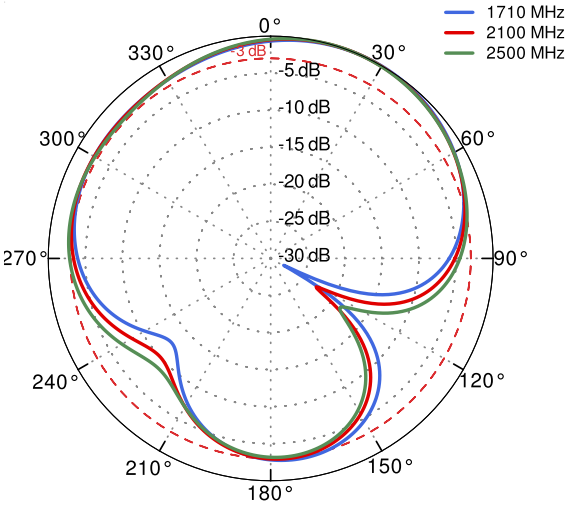

AZIMUTH

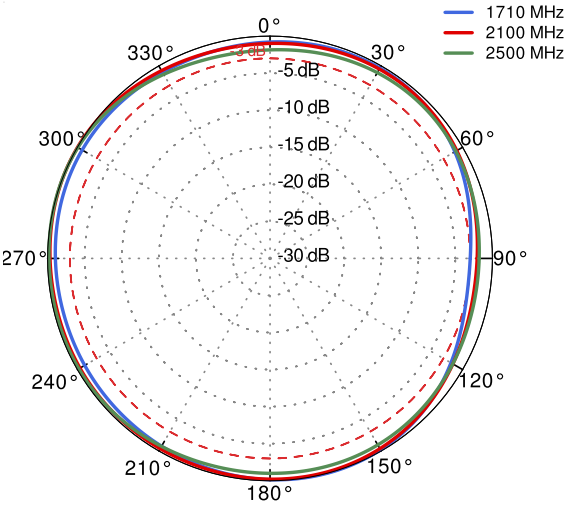

Copyright © 2023, Wireless Instruments. Specifications and information given in this document are subject to change without prior notice.

5G/LTE from 3.3GHz to 4.0GHz

ELEVATION

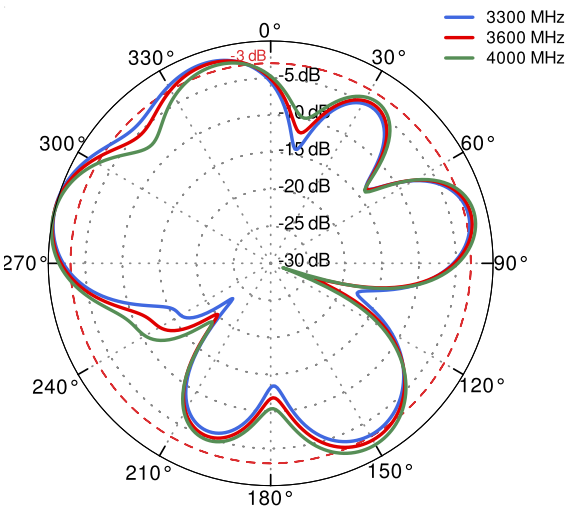

AZIMUTH

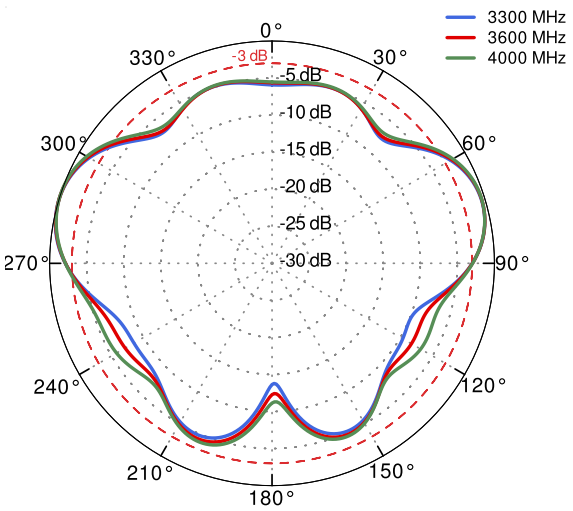

5G/LTE from 4.5GHz to 5.5GHz

ELEVATION

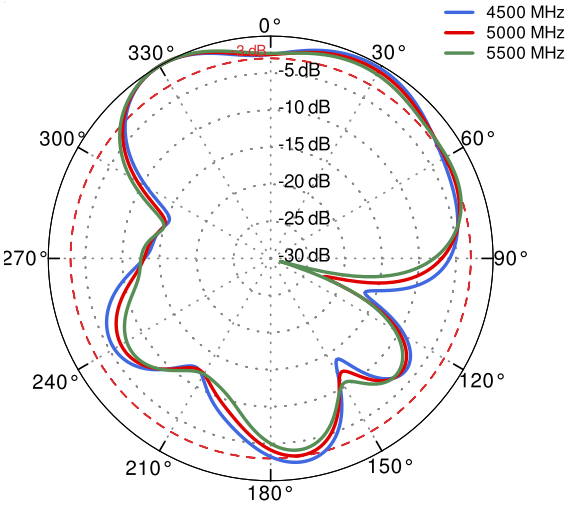

AZIMUTH

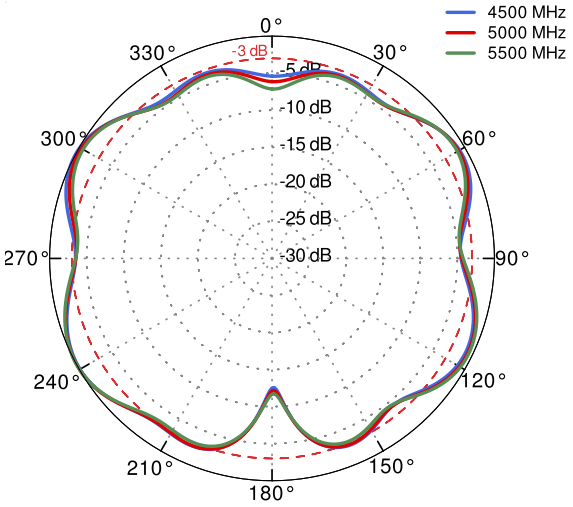

Copyright © 2023, Wireless Instruments. Specifications and information given in this document are subject to change without prior notice.

Wi-Fi 2.4 GHz and 5 GHz

ELEVATION

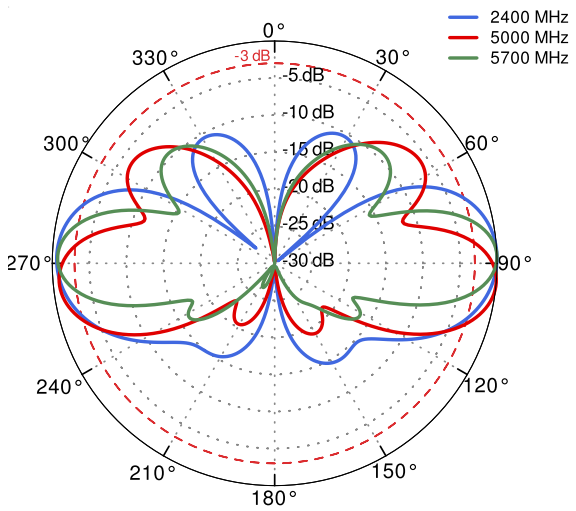

AZIMUTH

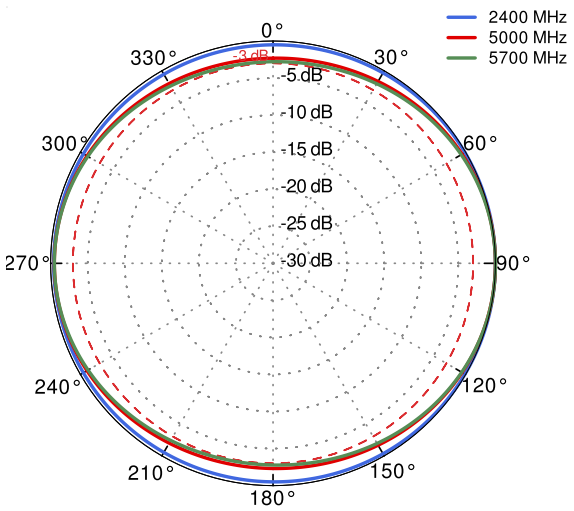

DIMENSIONS

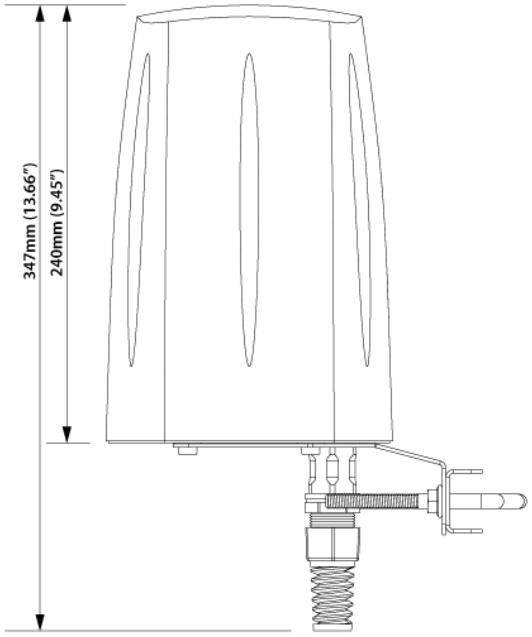

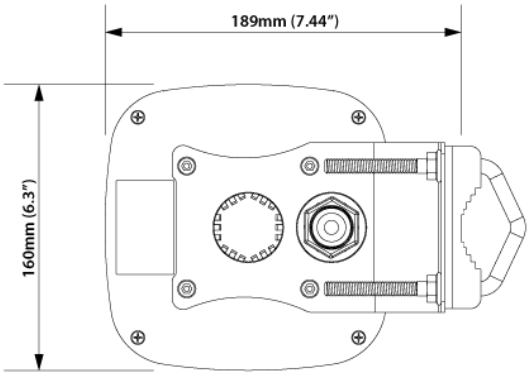

QuWireless
WWW.QUWIRELESS.COM
Sales email: sales@quwireless.com **Tel:** +48 513 900 416
Support email: support@quwireless.com **Website:** www.quwireless.com
Address: Wireless Instruments Sp. z o.o., ul. Kościuszki 27, 52-116 Iwiny, Poland

Copyright © 2023, Wireless Instruments. Specifications and information given in this document are subject to change without prior notice.