
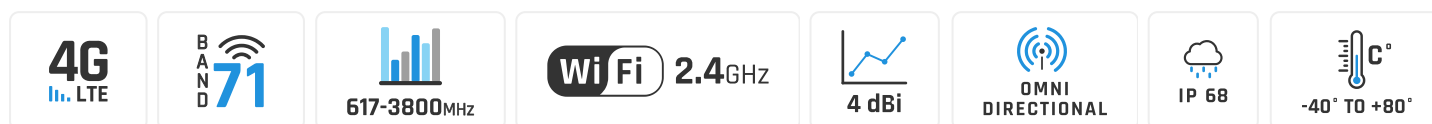


QuSpot for InHand IR302

Integrated multi-band 5G/LTE omni antenna ver. US + WiFi omni antenna + place to install InHand IR302 (All-in-one)

QuSpot omnidirectional 5G/LTE antenna ver. US for **InHand IR302 router** is a perfect outdoor device for mobile and fixed installations e.g. CCTV, hotspots, industrial areas, campervans, ships etc.. In addition to having omnidirectional, multi-band 5G/LTE antennas, **it has also embedded omnidirectional Wi-Fi antenna**. If you use IR302 with QuSpot antenna, you get an integrated complete solution with embedded router and multi band antennas in one enclosure.

The set contains a [Passive PoE splitter](#), allowing you to split data and power from a single Ethernet cable and maintain gigabit transfer speeds while protecting the LAN port from damage caused by overvoltage, short circuit or improper connection. **NOTE:** should only be used with a 24V (or lower voltage) Passive PoE power supply it is not compatible with an 802.3af/at power source!



5G/LTE ANTENNA SPECIFICATION

FREQUENCY	617 - 960 MHz 1.7 - 2.7 GHz 3.3 - 4.3 GHz
GAIN	617 - 960 MHz : 2 dBi 1.7 - 2.7 GHz : 4 dBi 3.3 - 4.3 GHz : 4.5 dBi
SUPPORTED LTE BANDS	1, 2, 3, 4, 5, 7, 8, 9, 10, 12, 13, 14, 1, 2, 3, 4, 5, 7, 8, 9, 10, 12, 13, 14, 17, 18, 19, 20, 22, 25, 26, 27, 28, 29, 30, 33, 34, 35, 36, 37, 38, 39, 40, 41, 42, 43, 44, 48, 49, 52, 53, 65, 66, 67, 68, 69, 71, 85, 103, 1067, 18, 19, 20, 22, 25, 26, 27, 28, 29, 30, 33, 34, 35, 36, 37, 38, 39, 40, 41, 42, 43, 44, 48, 49, 52, 53, 65, 66, 67, 68, 69, 71, 85, 103, n77, n78, n80, n81, n82, n83, n84, n86, n89, n90, n95, n97, n98, n100, n101
SUPPORTED 5G BANDS	n1, n2, n3, n5, n7, n8, n12, n13, n14, n18, n20, n25, n26, n28, n29, n30, n34, n38, n39, n40, n41, n48, n53, n65, n66, n67, n71, n77, n78, n80, n81, n82, n83, n84, n85, n86, n89, n90, n95, n97, n98, n100, n101, n256
VSWR	<2.00, max <2.50
BEAMWIDTH	360°/25° ±5°
POLARIZATION	Vertical
IMPEDANCE	50 Ω
CONNECTOR	2x SMA
CABLE TYPE	RG316

WI-FI ANTENNA SPECIFICATION

FREQUENCY	2.4 - 2.5 GHz 4.7 - 6 GHz
GAIN	2.4 - 2.5 GHz : 6 dBi 4.7 - 6 GHz : 7.5 dBi
VSWR	<1.70, max <2.00
BEAMWIDTH	360°/25° ±5°
POLARIZATION	Vertical
IMPEDANCE	50 Ω
CONNECTOR	1x RPSMA
CABLE TYPE	RG316

POE SPECIFICATION

POE TYPE	Passive PoE up to 24V, not compatible with an 802.3af/at power source!
POE IN MODE	Mode type: B
IEEE STANDARD	IEEE 802.3ab 1000Base-T Gigabit Ethernet

MECHANICAL SPECIFICATION

MATERIALS	ABS, aluminum, PTFE
CONNECTOR TYPE	RJ45
INGRESS PROTECTION	IP68
DIMENSIONS	160 x 160 x 240 mm 6.3 x 6.3 x 9.45 inch
WEIGHT	1.5 kg 3.31 lbs
OPERATING TEMPERATURE	From -40°C to 80°C From -40°F to 176°F
ENCLOSURE RECOMMENDED TIGHTENING TORQUE	0,5 - 0,7 Nm
MAST DIAMETER	40-66 mm 1.57-2.60 inch

FREQUENCY BANDS

LTE / 4G GSM

694 MHz	5	8	12	13	14	17	18	960 MHz
	19	20	26	27	28	29	44	
	67	68	85	103	n81	n82	n83	
	n89	100						

LTE / 4G UMTS

1710 MHz	1	2	3	4	9	10	25	2170 MHz
	33	34	35	36	37	39	n80	
	n84	n86	n95	n98	n101			

LTE / 4G WCS DARS

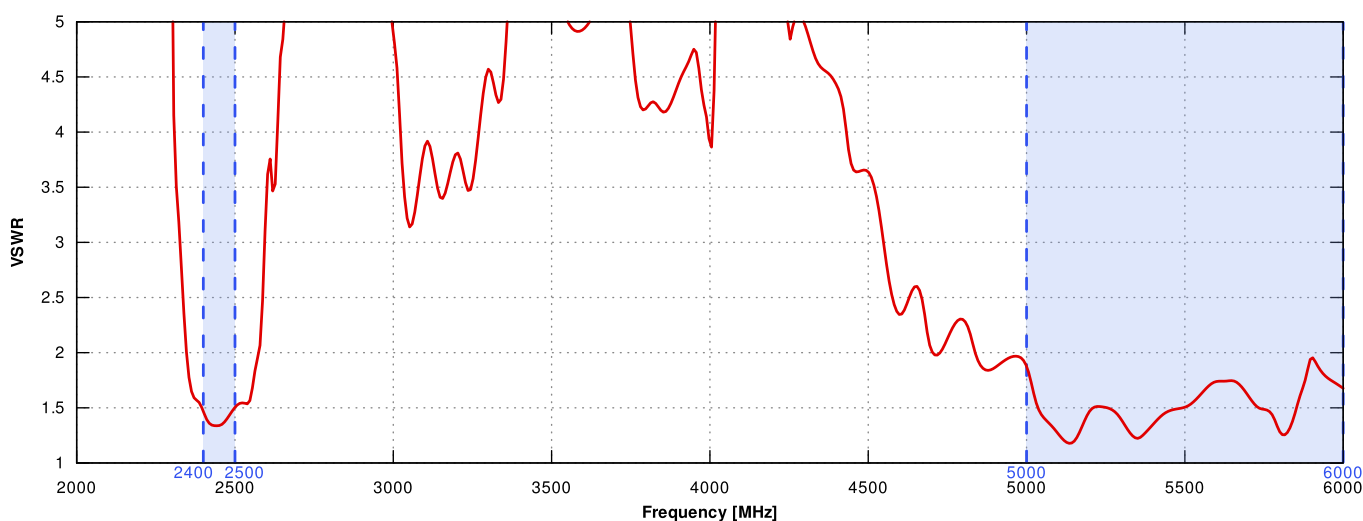
2300 MHz	30	40	n97					2400 MHz
-------------	----	----	-----	--	--	--	--	-------------

LTE / 4G

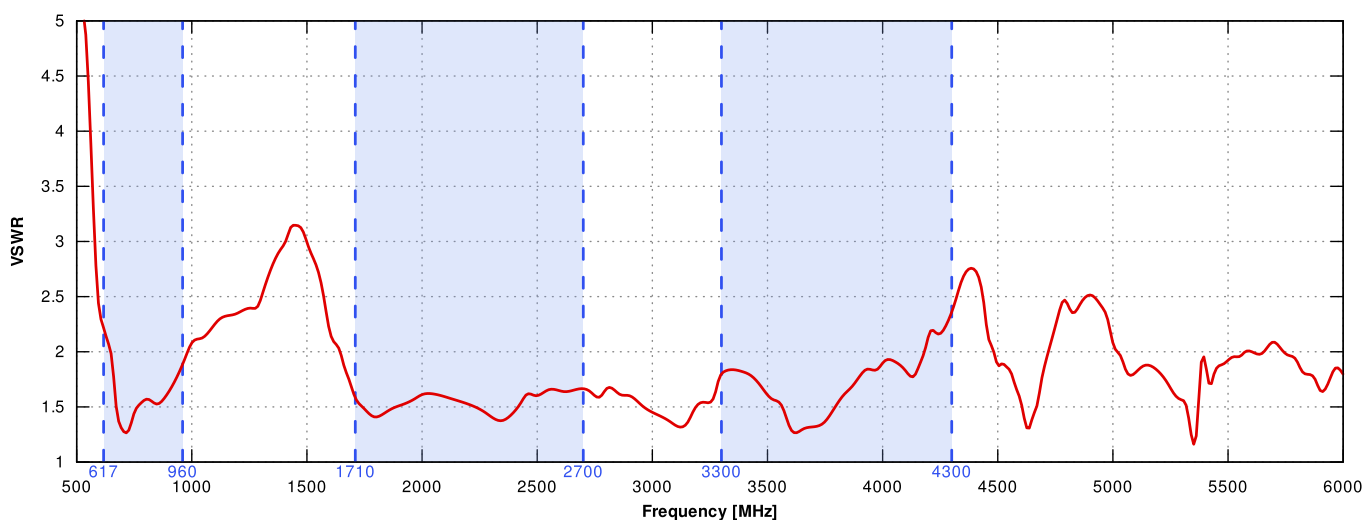
2400 MHz	7	38	41	53	69	n90		2700 MHz
-------------	---	----	----	----	----	-----	--	-------------

PLOTS

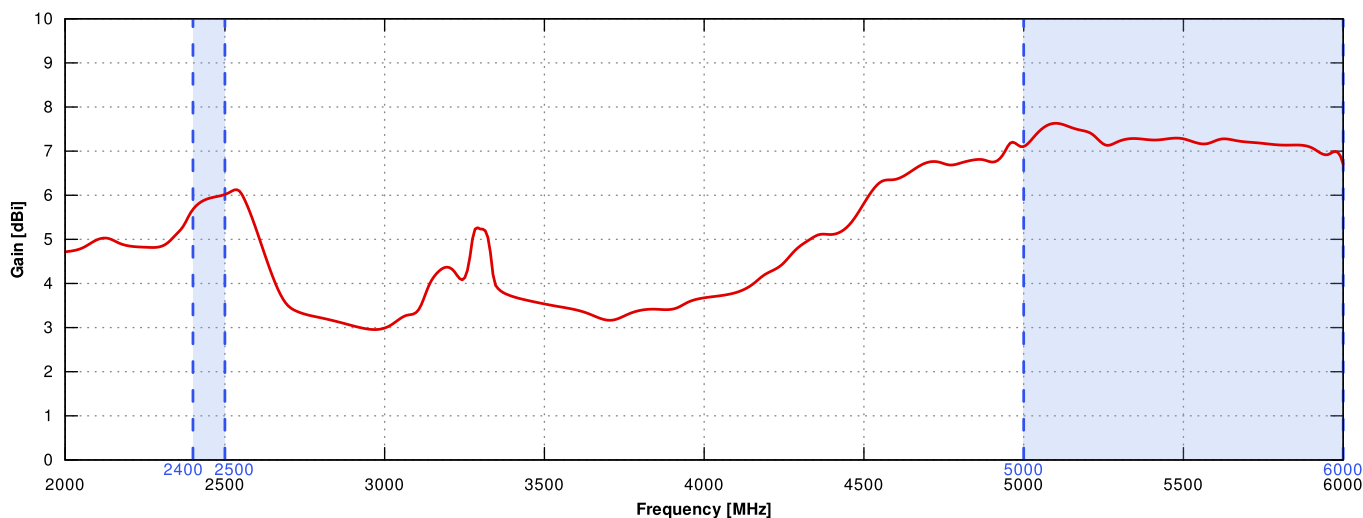
VSWR for Wi-Fi antenna



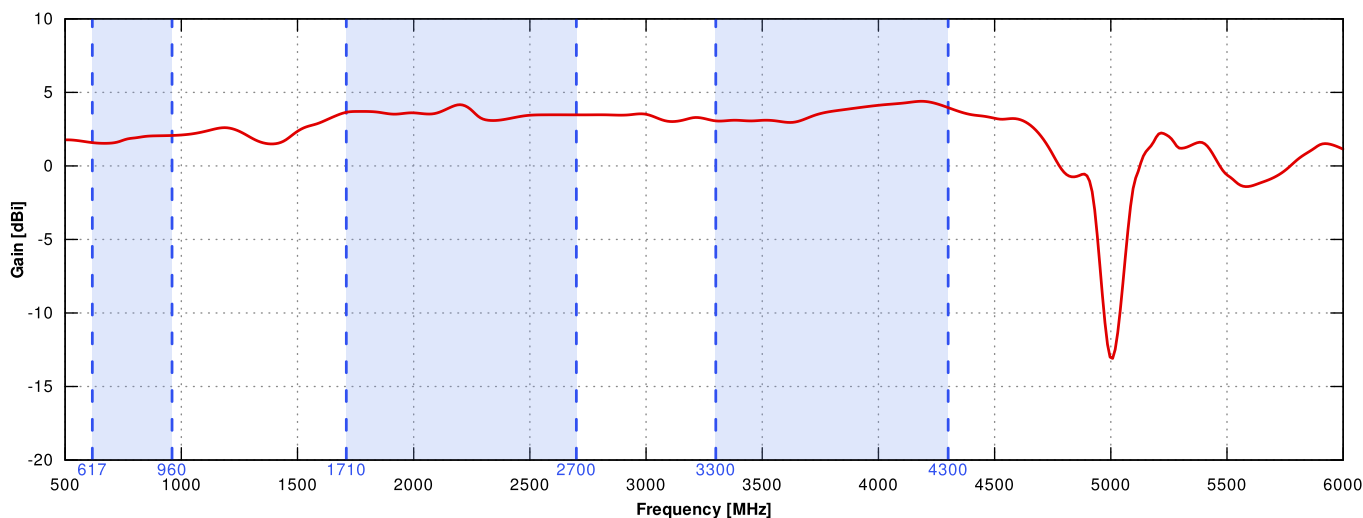
VSWS for 5G/LTE antenna




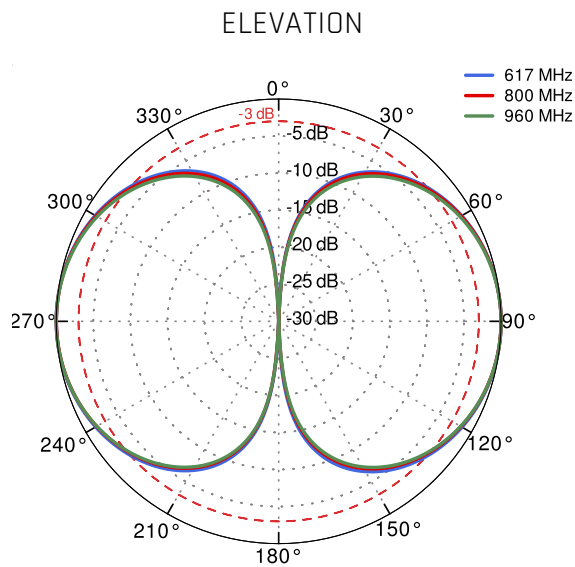
Gain for Wi-Fi antenna



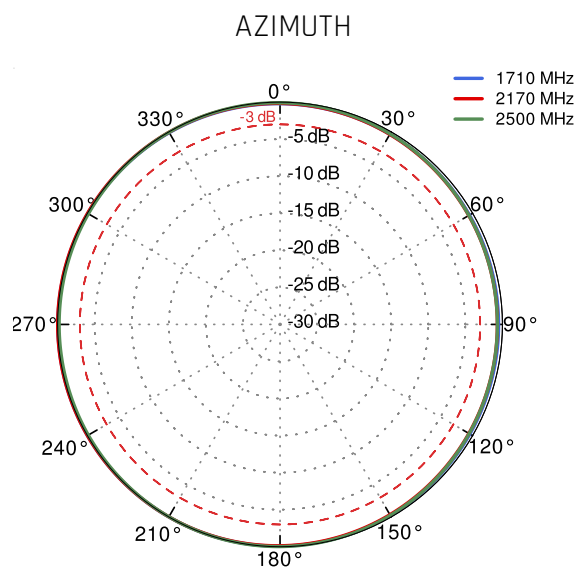
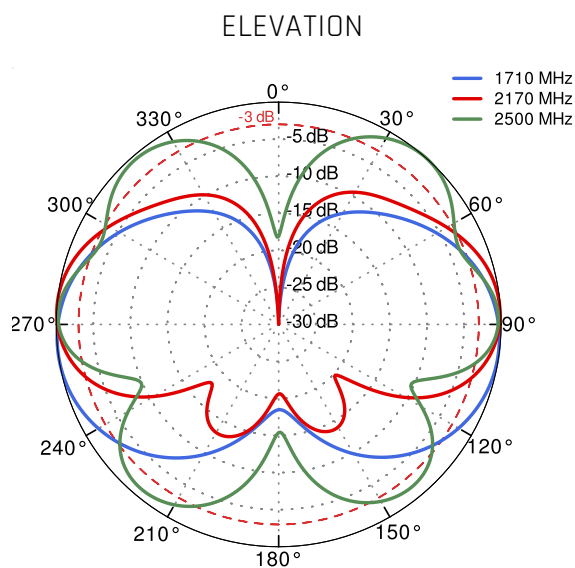
Gain for 5G/LTE antenna



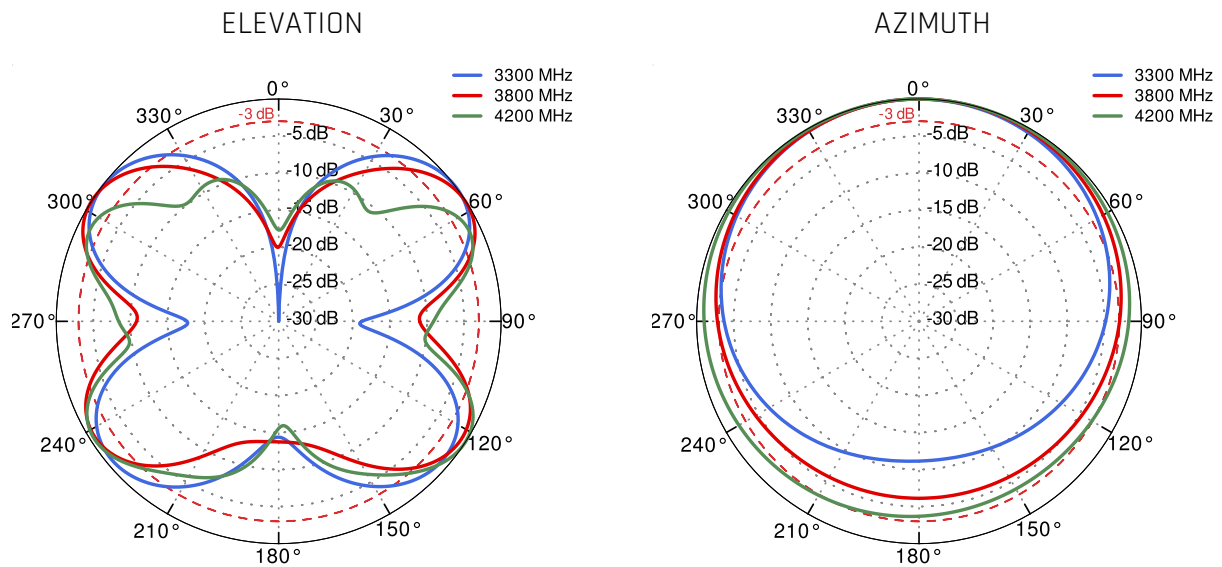
5G/LTE from 650MHz to 950MHz



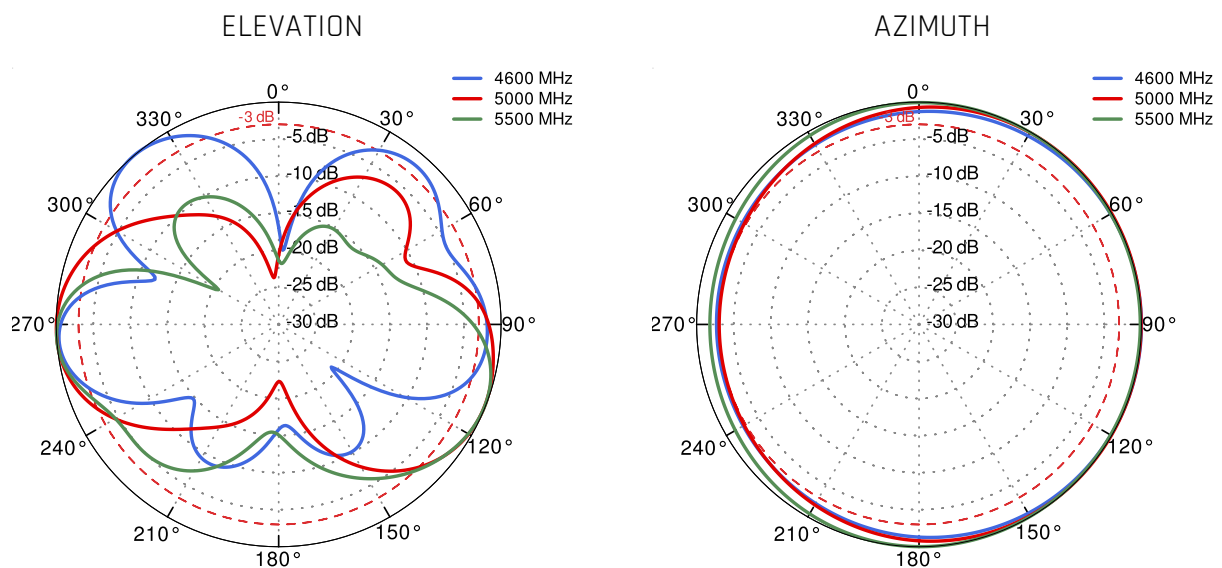
5G/LTE from 1.71GHz to 2.5GHz



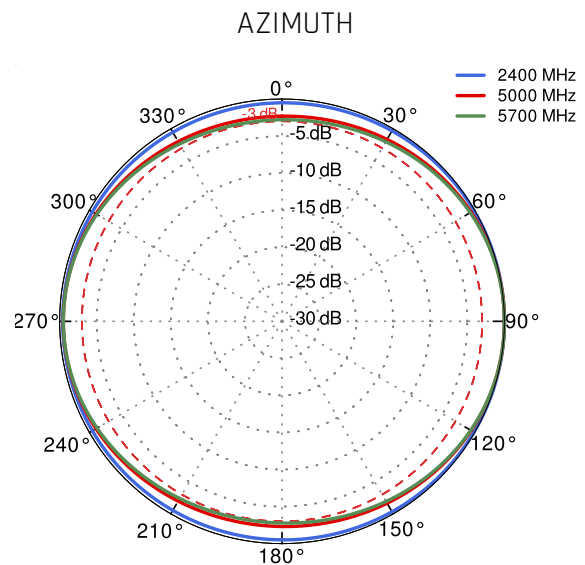
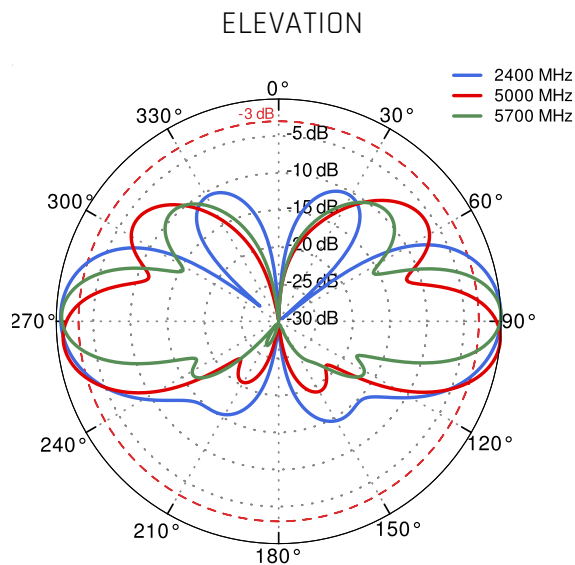
5G/LTE from 3.3GHz to 4.2GHz



5G/LTE from 4.6GHz to 5.5GHz



Wi-Fi 2.4GHz and 5GHz



DIMENSIONS

