

# QuSpot for Teltonika RUT360/RUT361

**Integrated multi-band LTE omni antennas + WiFi omni antennas + place to install Teltonika RUT360/RUT361 (All-in-one)**

QuSpot omni LTE antenna for Teltonika **RUT360/RUT361** router is a perfect outdoor device for mobile and fixed installations like industrial, CCTV, hotspots, yachts, boats, campers, RV etc. **It has embedded also omni Wi-Fi antennas.** If you use **RUT360/RUT361** with QuSpot antenna, you get an integrated complete solution with embedded router and multi band antennas in one enclosure.

**4G**  
LTE**Wi Fi** 2.4GHz  
694-2700MHz  
6 dBi  
OMNI  
DIRECTIONAL  
IP 68  
-40° TO +80°

OUTDOOR ANTENNA WORKS IN **ANY**  
WEATHER CONDITIONS, IP68




ANTENNA **PERFECTLY MATCHED** WITH  
THE ROUTER



PASSIVE **POE** SUPPORT



MADE IN **EUROPE**



## LTE ANTENNA SPECIFICATION

FREQUENCY	694 - 960 MHz 1.7 - 2.2 GHz 2.2 - 2.7 GHz
GAIN	694 - 960 MHz : 2 dBi 1.7 - 2.2 GHz : 2 dBi 2.2 - 2.7 GHz : 4 dBi
SUPPORTED LTE/5G BANDS	1, 2, 3, 4, 5, 6, 7, 8, 9, 10, 12, 13, 14, 17, 18, 19, 20, 23, 25, 26, 27, 28, 29, 30, 33, 34, 35, 36, 37, 38, 39, 40, 41, 44, 53, 59, 62, 65, 66, 67, 68, 69, 85, n80, n81, n82, n83, n84, n86, n89, n90, n95
VSWR	<1.60, max <2.00
BEAMWIDTH	360°/35° ±5°
POLARIZATION	Vertical
IMPEDANCE	50 Ω

## WI-FI ANTENNA SPECIFICATION

FREQUENCY	2.4 - 2.5 GHz
GAIN	6 dBi
VSWR	<1.70, max <2.00
BEAMWIDTH	360°/25° ±5°
POLARIZATION	Vertical
IMPEDANCE	50 Ω

## MECHANICAL SPECIFICATION

MATERIALS	ABS, aluminum, PTFE
CONNECTOR TYPE	RJ45
INGRESS PROTECTION	IP68
DIMENSIONS	160 x 160 x 240 mm 6.3 x 6.3 x 9.45 inch
WEIGHT	1.5 kg 3.31 lbs
OPERATING TEMPERATURE	From -40°C to 80°C From -40°F to 176°F
ENCLOSURE RECOMMENDED TIGHTENING TORQUE	0.5 - 0.7 Nm
MAST DIAMETER	25-66 mm 0.98-2.60 inch

## FREQUENCY BANDS

**LTE / 4G GSM**

694 MHz	5	6	8	12	13	14	17	960 MHz
	18	19	20	26	27	28	29	
	44	67	68	85	n81	n82	n83	
	n89							

**LTE / 4G UMTS**

	1	2	3	4	9	10	25	
1710 MHz	33	34	35	36	37	39	59	2170 MHz
	62	n80	n84	n86	n95			

**LTE / 4G WCS DARS**

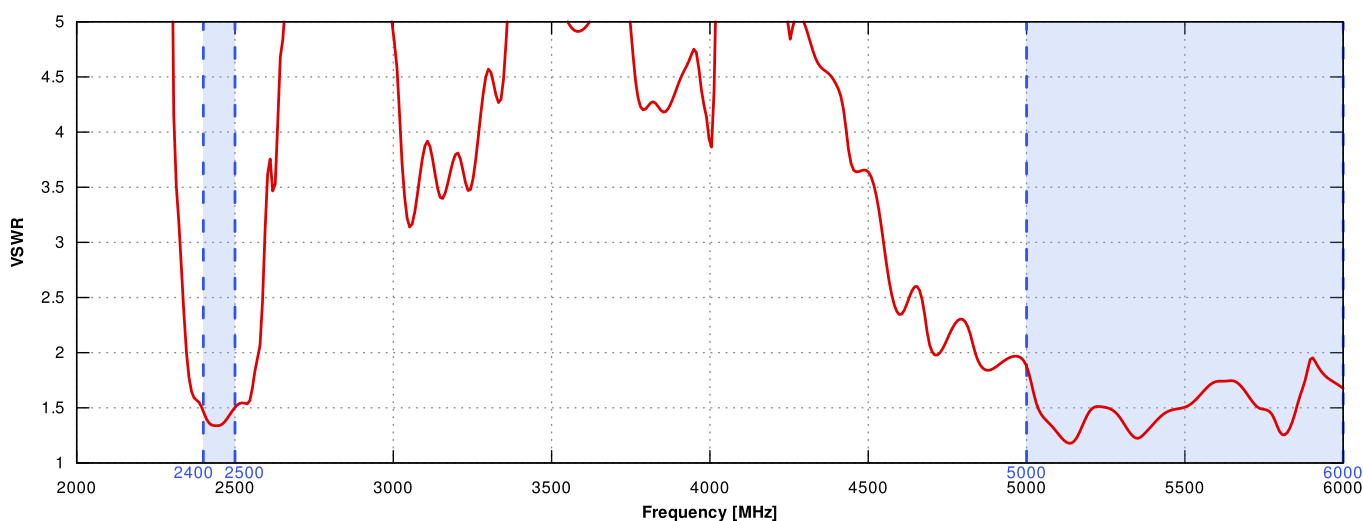
2300 MHz	30	40					2400 MHz
-------------	----	----	--	--	--	--	-------------

**LTE / 4G**

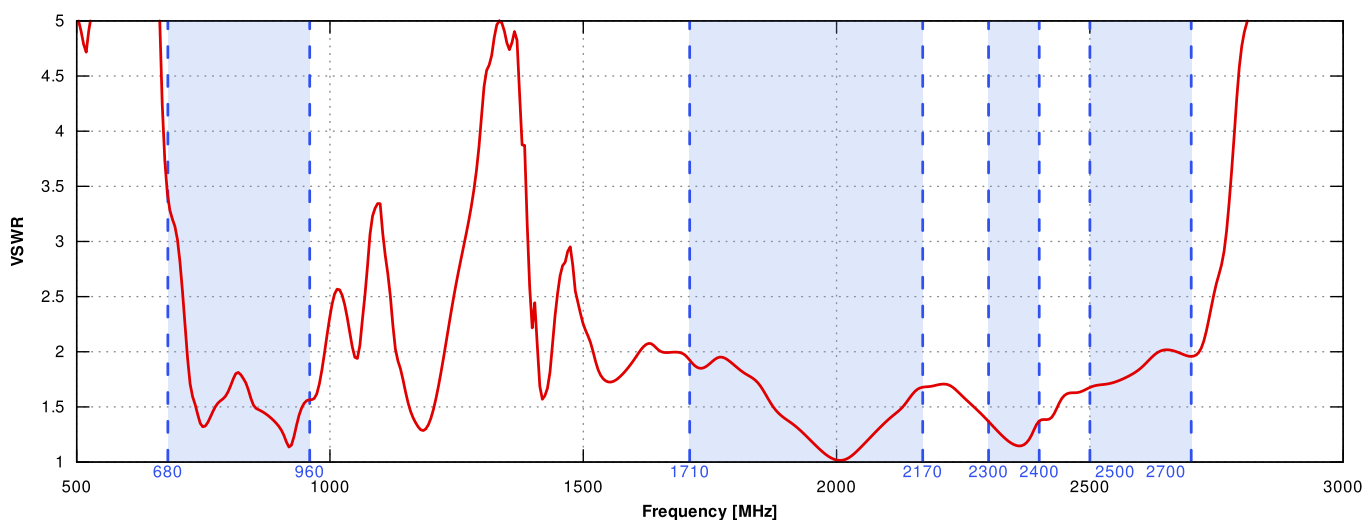
2400 MHz	7	38	41	53	69	n90	2700 MHz
-------------	---	----	----	----	----	-----	-------------

## PLOTS

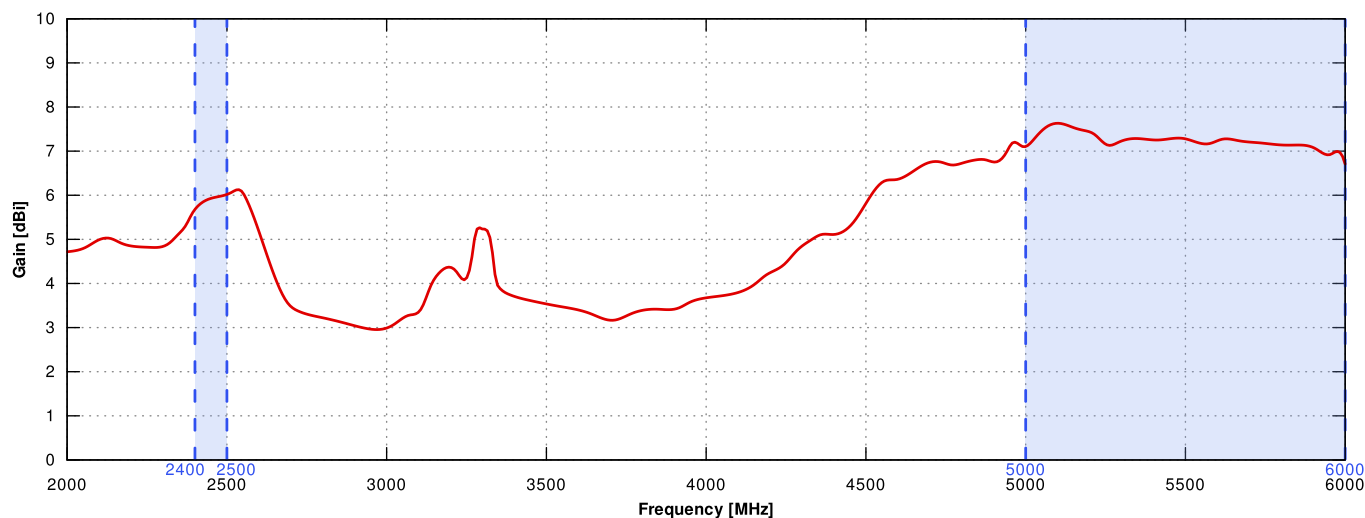
VSWR for Wi-Fi antenna



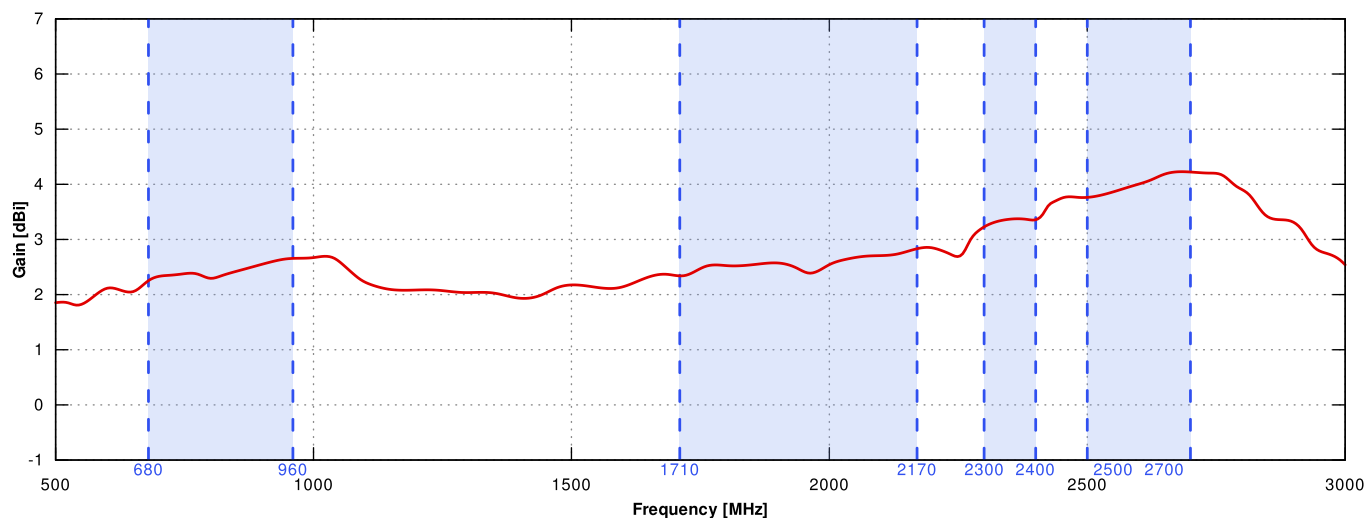
VSWR for LTE antenna



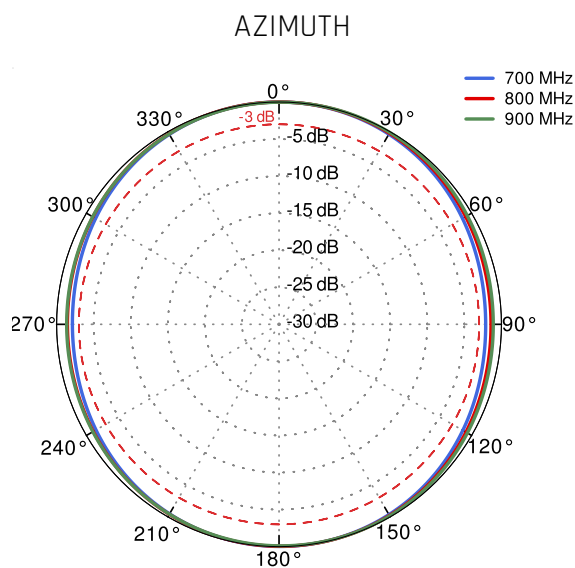
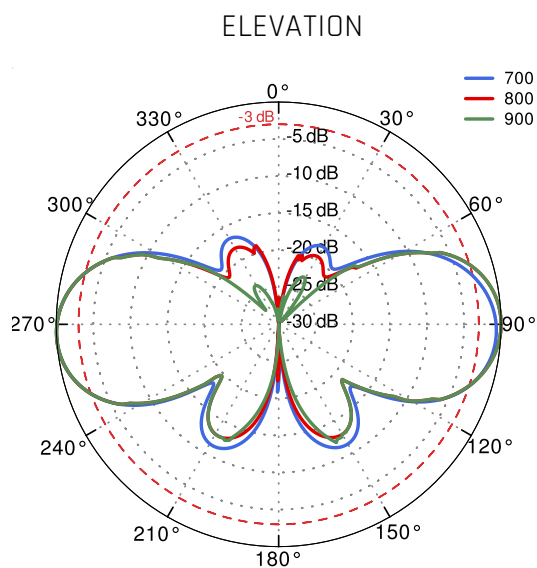
## Gain for Wi-Fi antenna



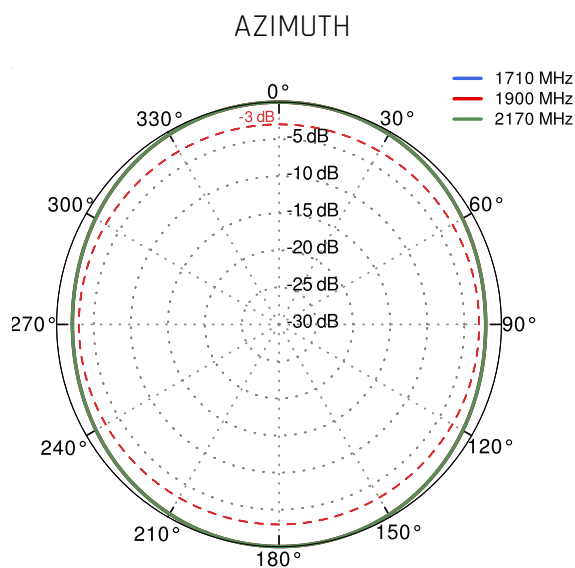
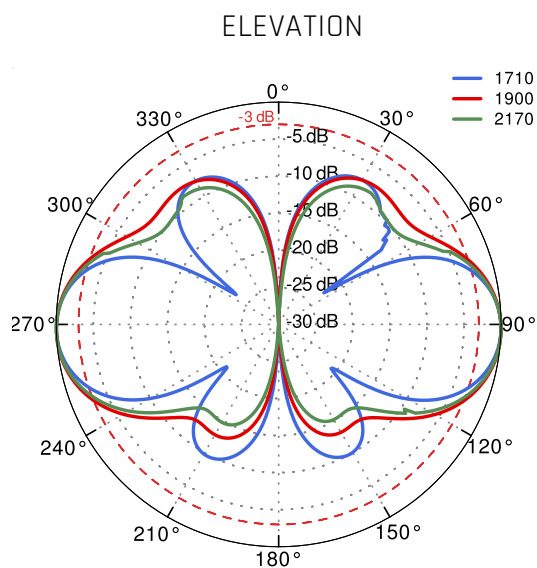
## Gain for LTE antenna



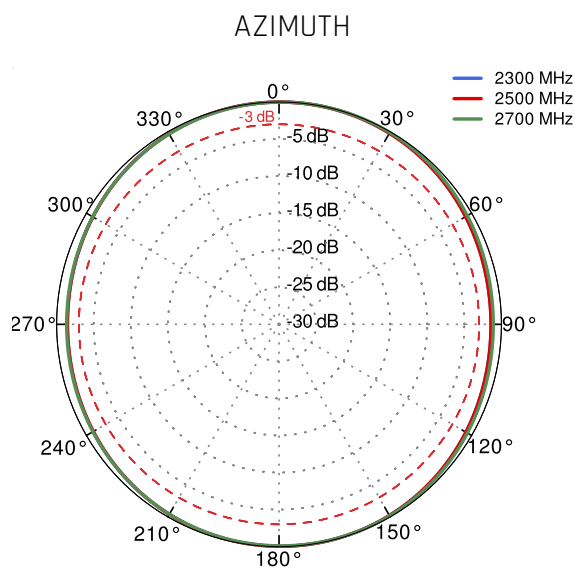
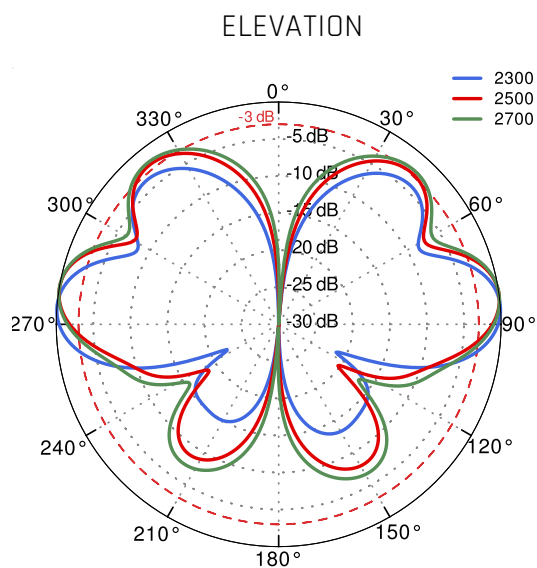
## LTE from 700MHz to 900MHz



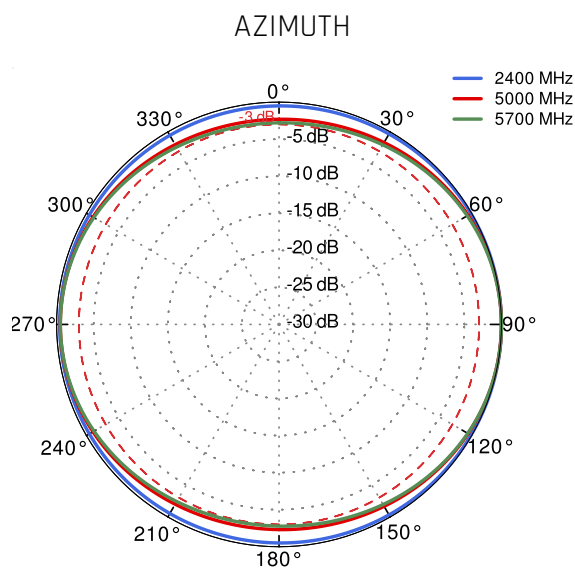
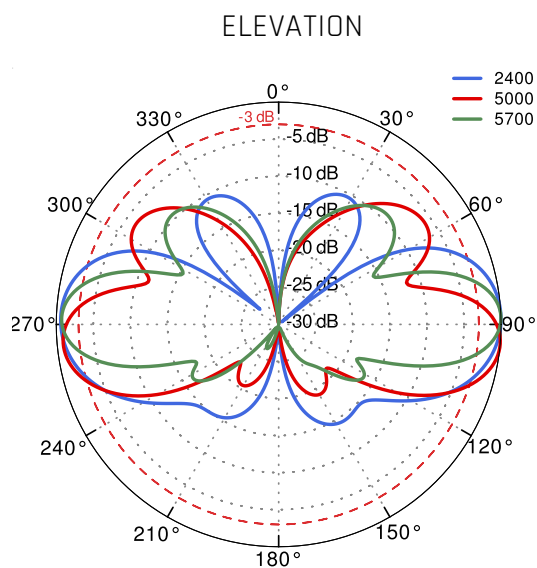
## LTE from 1.71 GHz to 2.17GHz



## LTE from 2.3GHz to 2.7GHz



## Wi-Fi 2.4GHz and 5GHz



## DIMENSIONS

