

QuSpot for Cradlepoint IBR200

INTEGRATED MULTI-BAND LTE OMNI ANTENNA + WIFI OMNI ANTENNA + PLACE TO INSTALL CRADLEPOINT IBR200 (ALL-IN-ONE)

QuSpot omni LTE antenna for Cradlepoint IBR200 router is a perfect outdoor device for mobile and fixed installations like industrial, hotspots, yachts, boats, campers, RV etc. It has embedded also omni Wi-Fi. If you use IBR200 with QuSpot antenna, you get an integrated complete solution with embedded router and multi band antennas in one enclosure.

The set contains a [802.3af PoE splitter](#), allowing you to split data and power from a single Ethernet cable and maintain gigabit transfer speeds while protecting the LAN port from damage caused by overvoltage, short circuit or improper connection. Using QuWireless splitter provides 3KA surge and lightning protection.

4G
LTE**Wi Fi** 2.4GHz
694-2700MHz
6 dBi
OMNI
DIRECTIONAL
IP 68
-40° TO +80°

OUTDOOR ANTENNA WORKS IN **ANY**
WEATHER CONDITIONS, IP68




ANTENNA **PERFECTLY MATCHED** WITH
THE ROUTER



802.3AF POE SUPPORT



MADE IN **EUROPE**



LTE ANTENNA SPECIFICATION

FREQUENCY	694 - 960 MHz 1.7 - 2.2 GHz 2.5 - 2.7 GHz
GAIN	694 - 960 MHz : 2 dBi 1.7 - 2.2 GHz : 2 dBi 2.5 - 2.7 GHz : 4 dBi
SUPPORTED LTE/5G BANDS	1, 2, 3, 4, 5, 6, 7, 8, 9, 10, 12, 13, 14, 17, 18, 19, 20, 23, 25, 26, 27, 28, 29, 30, 33, 34, 35, 36, 37, 38, 39, 40, 41, 44, 53, 59, 62, 65, 66, 67, 68, 69, 85, n80, n81, n82, n83, n84, n86, n89, n90, n95
VSWR	<1.60, max <2.00
BEAMWIDTH	360°/35° ±5°
POLARIZATION	Vertical
IMPEDANCE	50 Ω

WI-FI ANTENNA SPECIFICATION

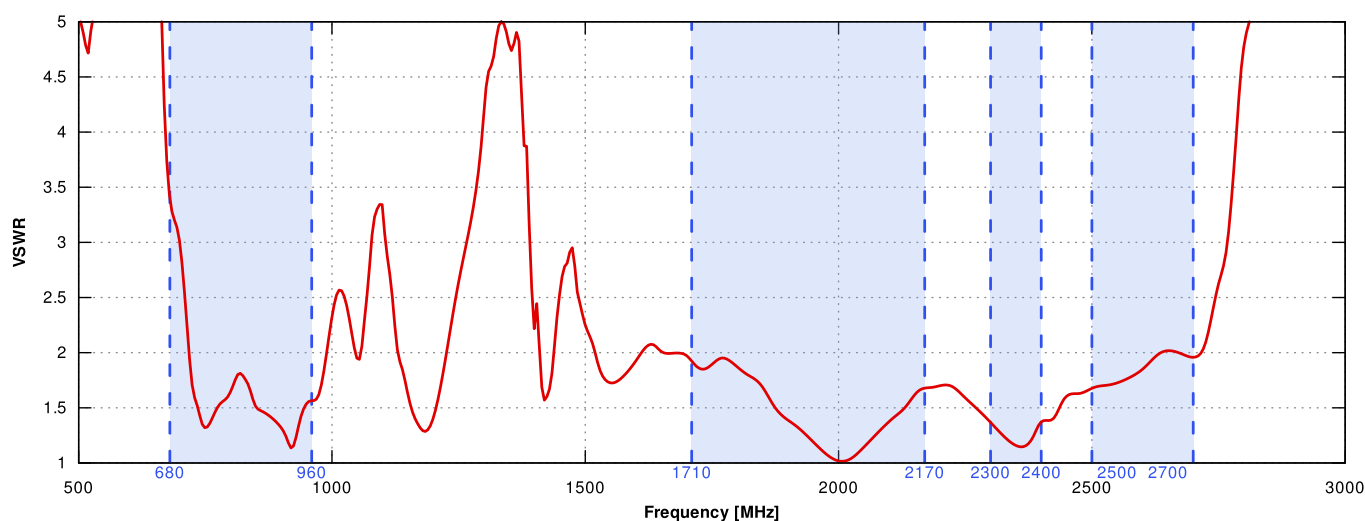
FREQUENCY	2.4 - 2.5 GHz
GAIN	6 dBi
VSWR	<1.70, max <2.00
BEAMWIDTH	360°/25° ±5°
POLARIZATION	Vertical
IMPEDANCE	50 Ω

MECHANICAL SPECIFICATION

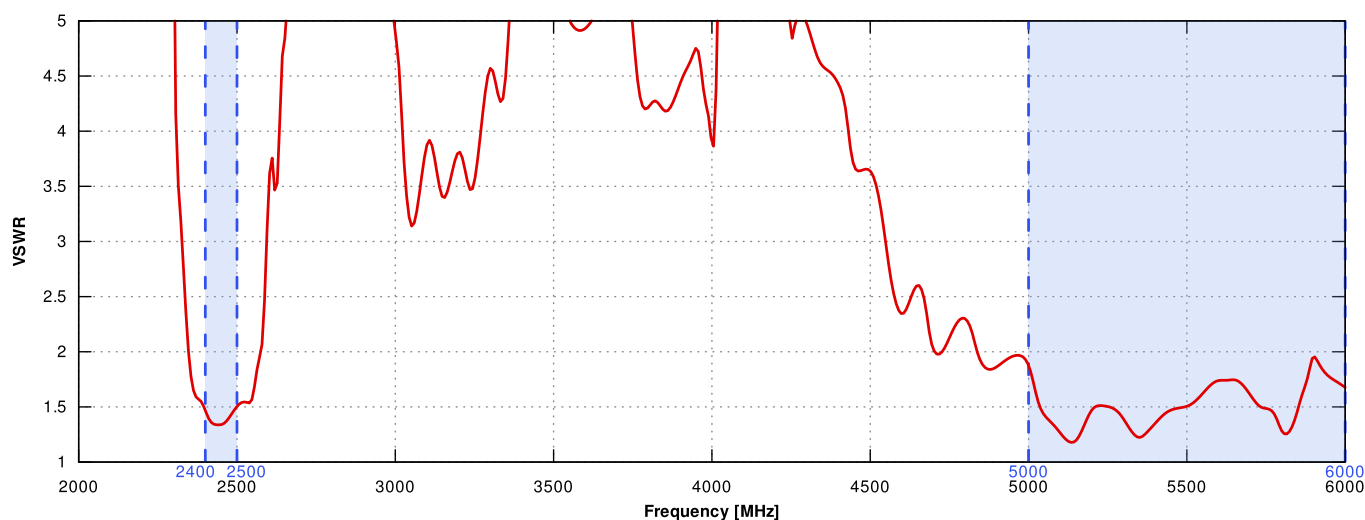
MATERIALS	ABS, aluminum, PTFE, Fiberglass
INGRESS PROTECTION	IP68
CONNECTOR TYPE	RJ45
DIMENSIONS	240 x 160 x 160 mm 9.45 x 6.3 x 6.3 inch
WEIGHT	1.5 kg 3.31 lbs
OPERATING TEMPERATURE	From -25°C to 70°C From -13°F to 158°F
ENCLOSURE RECOMMENDED TIGHTENING TORQUE	0.5 - 0.7 Nm
MAST DIAMETER	25-66 mm 0.98-2.60 inch

PLOTS

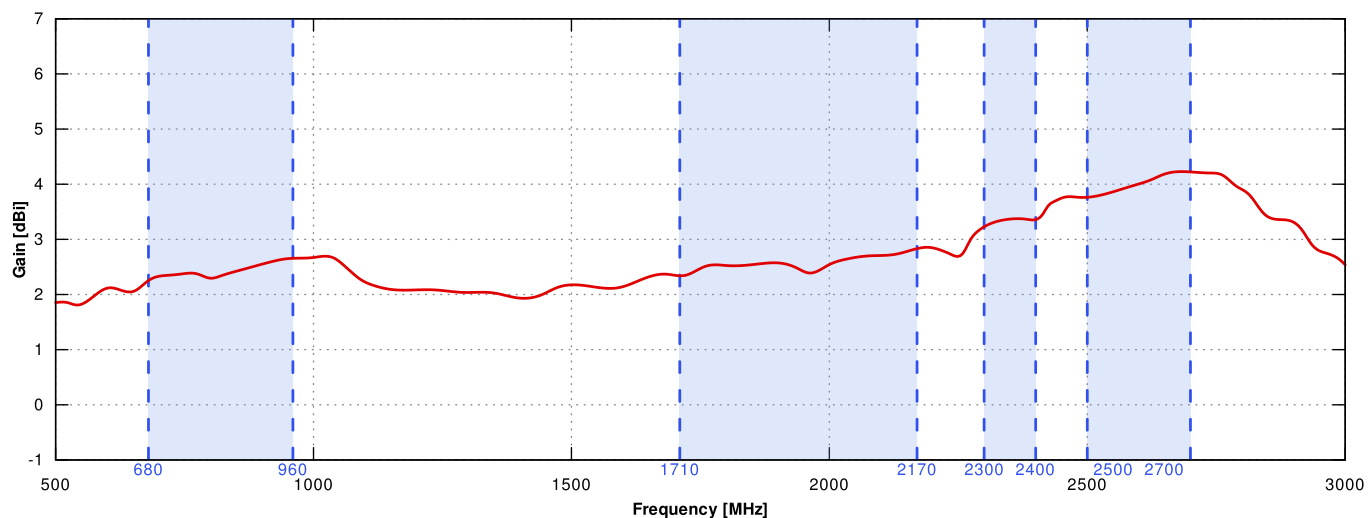
VSWR for LTE antenna



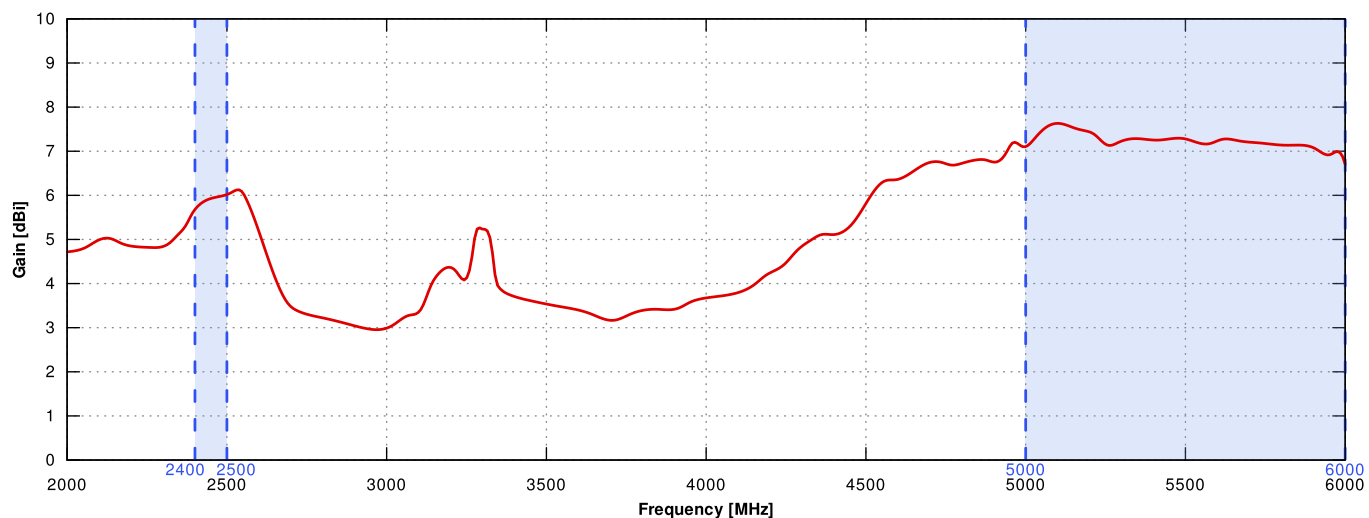
VSWR for Wi-Fi antenna



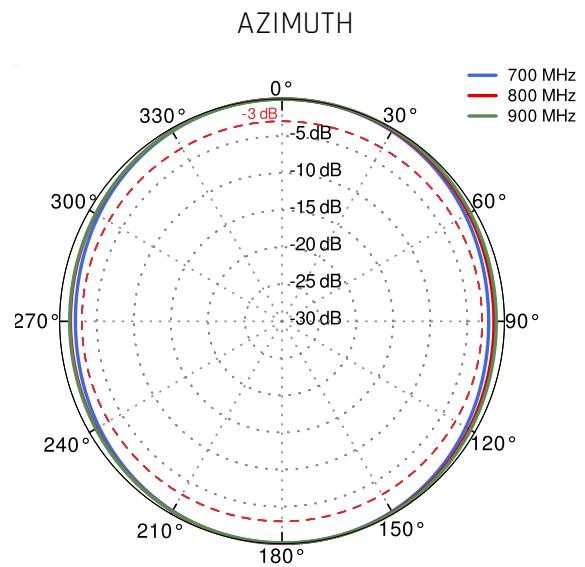
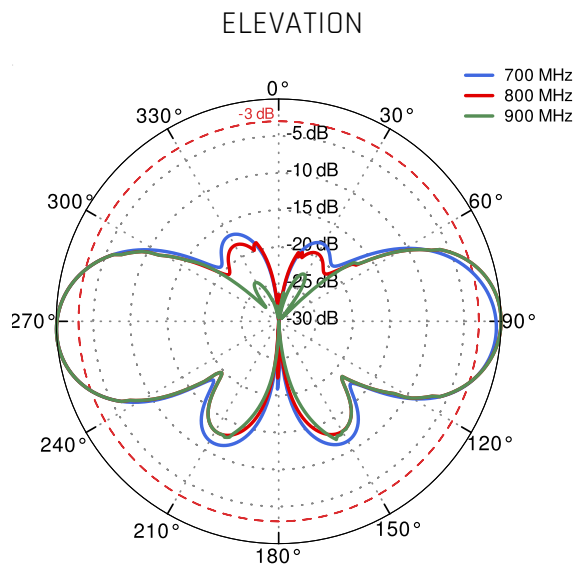
Gain for LTE antenna



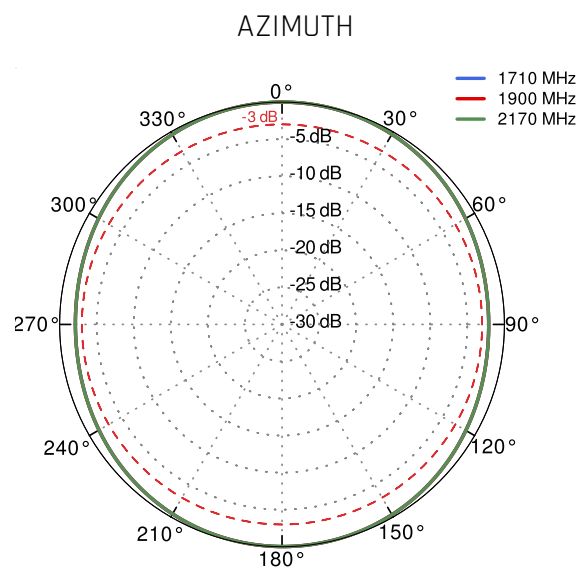
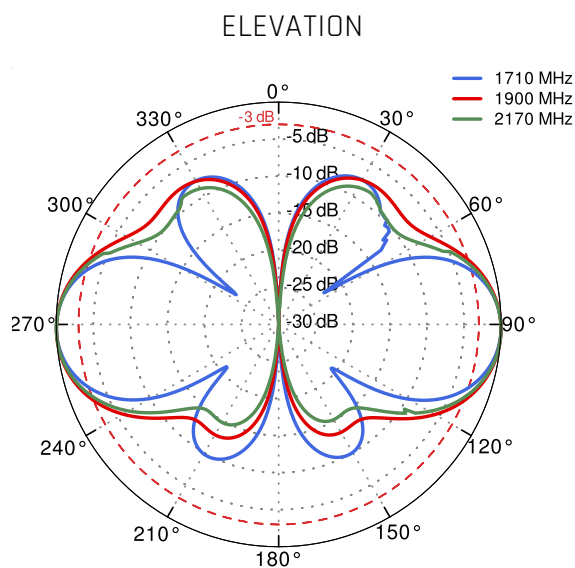
Gain for Wi-Fi antenna



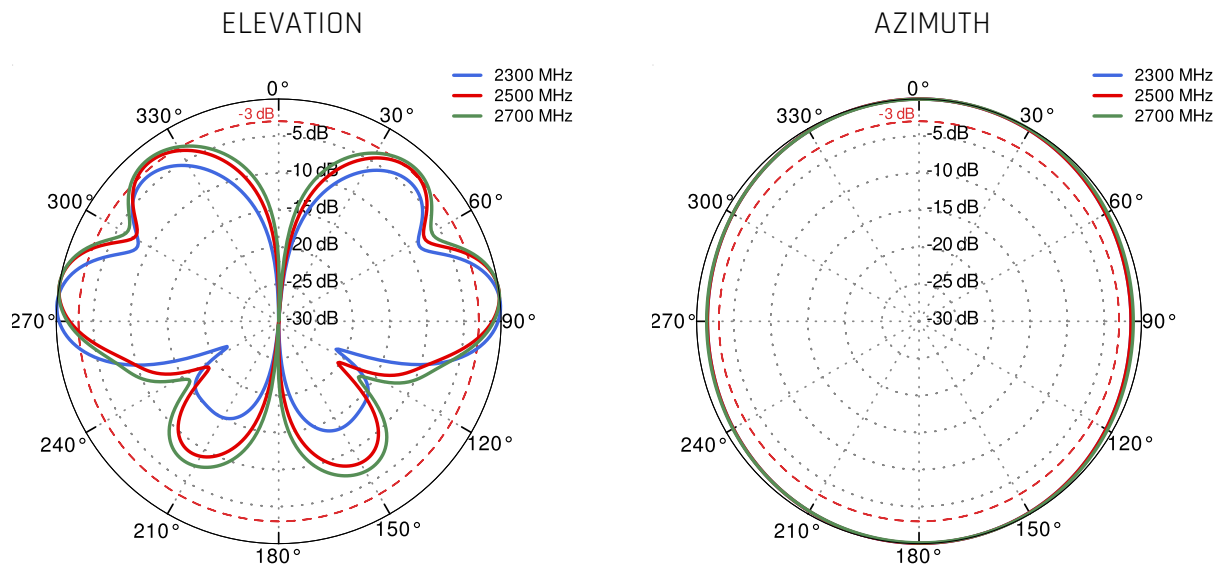
LTE from 700MHz to 900MHz



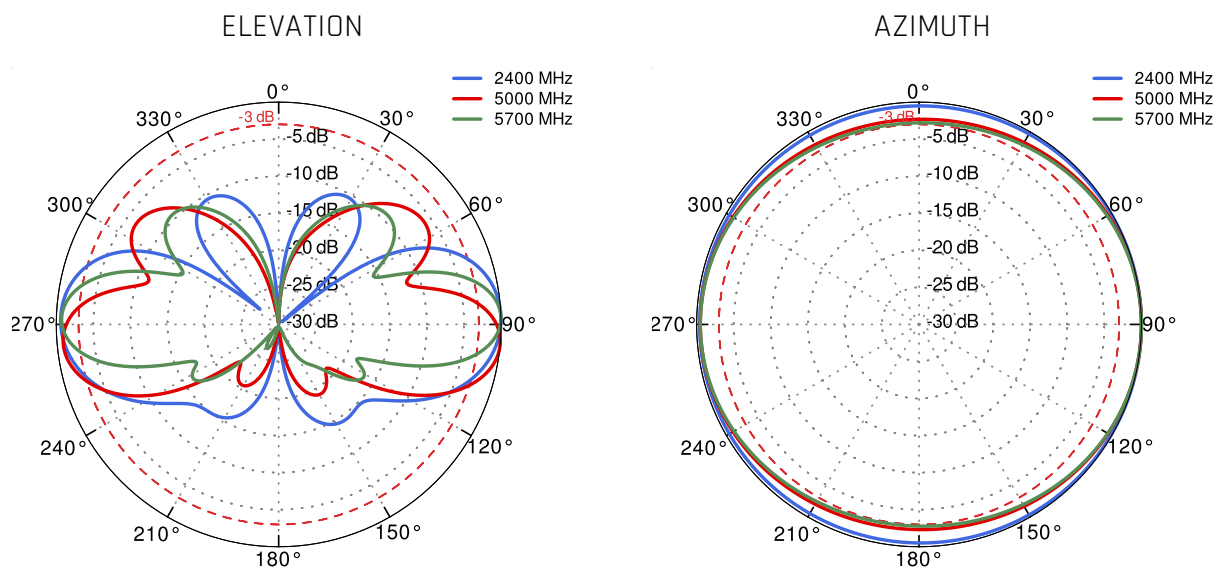
LTE from 1.71 GHz to 2.17GHz



LTE from 2.3GHz to 2.7GHz



Wi-Fi 2.4GHz and 5.7GHz



DIMENSIONS

