

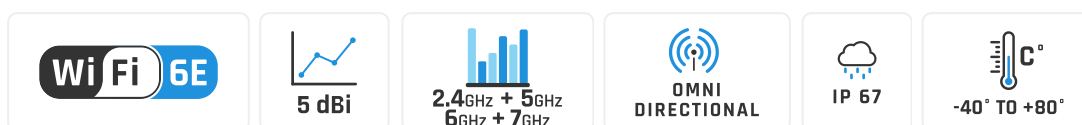
QuShell HD for Rajant Cardinal + PoE Converter

INTEGRATED MULTI-BAND LTE OMNI ANTENNA + ACTIVE TO PASSIVE POE CONVERTER + PLACE TO INSTALL RAJANT CARDINAL (ALL-IN-ONE)

The **QuShell for Rajant Cardinal** is a high-gain mobility antenna engineered to deliver superior connectivity across all 2.4GHz and 5GHz frequencies, providing exceptional connectivity, delivering increased range, speed, and capacity. The built-in **RJ45 Ethernet port** enables seamless integration with network infrastructure.

Housed in a durable **IP67-rated enclosure**, the QuShell protects the Cardinal against the most challenging outdoor conditions. The antenna base is made of **anodized aluminium for heat dissipation**, while the cover is made of **ABS for optimal signal propagation**. Its cutting-edge design ensures reliable and robust communication, whether deployed in **mobility solutions** like buses, taxis, forklifts or in **heavy industrial environments** such as mining, construction or agriculture.

The set contains a [Active to Passive PoE converter](#), allowing you to power your device with Ethernet cable, while using Active PoE power source and maintain gigabit transfer speeds while protecting the LAN port from damage caused by overvoltage, short circuit or improper connection.



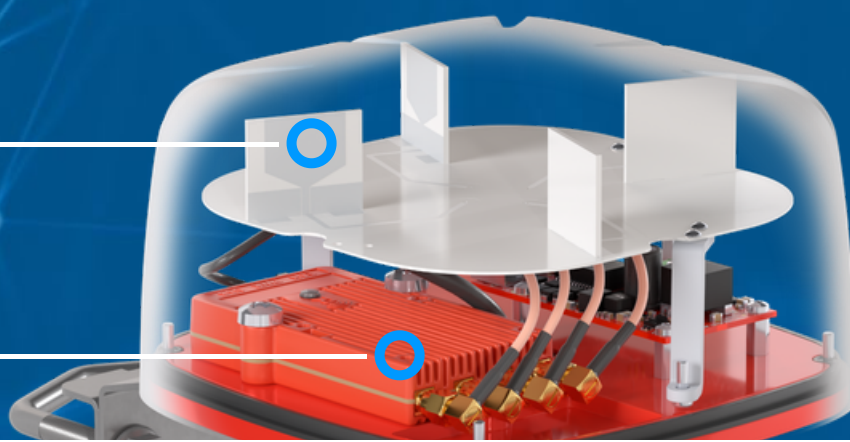
OUTDOOR ANTENNA WORKS IN **ANY WEATHER CONDITIONS**, IP67



ANTENNA **PERFECTLY MATCHED** WITH THE ROUTER



ANODIZED ALUMINIUM FOR HEAT DISSIPATION



WI-FI SPECIFICATION

FREQUENCY	2.4 - 2.5 GHz 5 - 7.2 GHz
GAIN	2.4 - 2.5 GHz: 2dBi 5 - 7.2 GHz: 5dBi
VSWR	< 2.50
BEAMWIDTH	360°/25°
POLARIZATION	Vertical
IMPEDANCE	50 Ω
MAX INPUT POWER	50W
DC GROUND	Yes
CONNECTOR TYPE	4x RPSMA

MECHANICAL SPECIFICATION

MATERIAL	ABS
CONNECTOR	QuRJ45
OUTER DIMENSIONS	160 x 160 x 90 mm 6.3 x 6.3 x 3.54 inch
WEIGHT	1.5 kg
OPERATING TEMPERATURE	-40°C to 80°C -40°F to 176°F

MOUNTING KIT

MATERIAL

Galvanized steel

WEIGHT

0.4kg

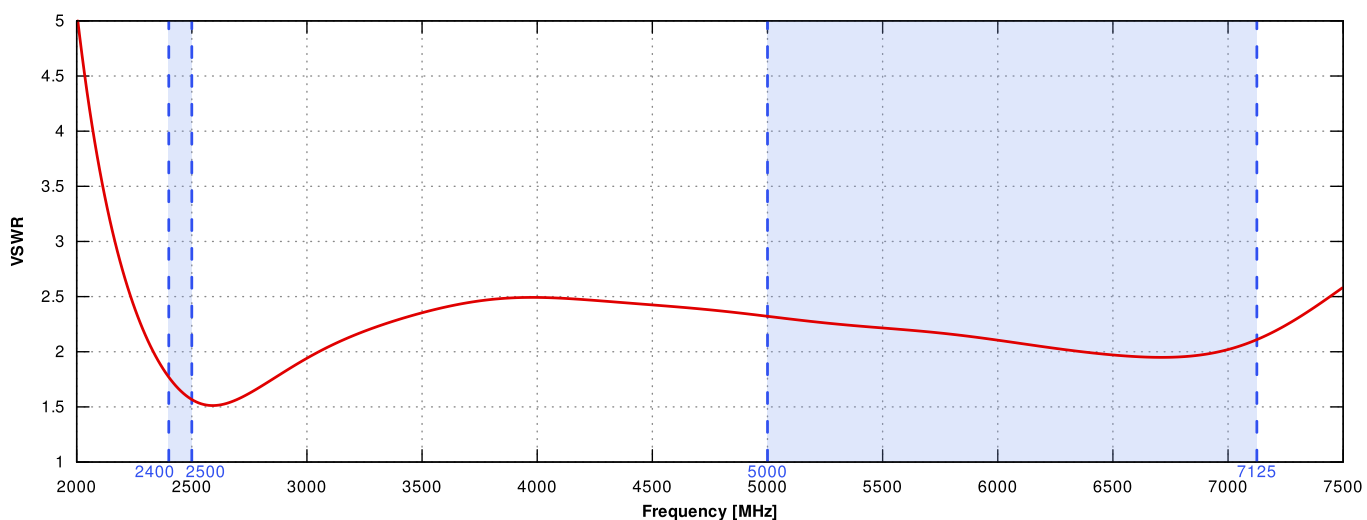
MOUNTING PLACE

Wall or ceiling or mast

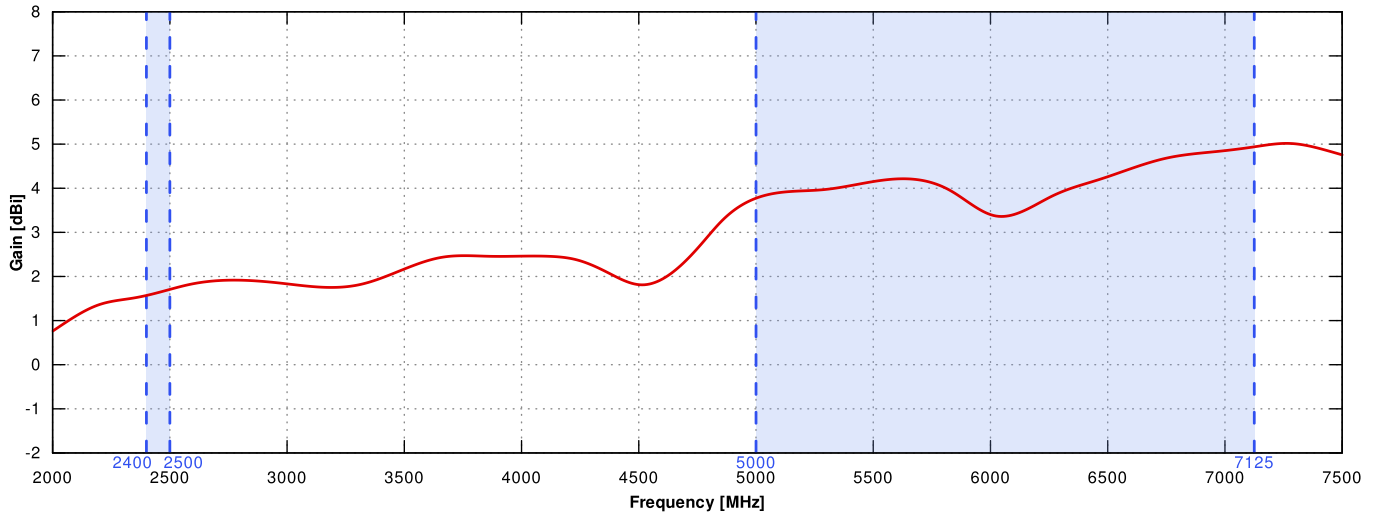
MAST DIAMETER40-60 mm
1.57-2.36 inch

PLOTS

WiFi - X VSWR



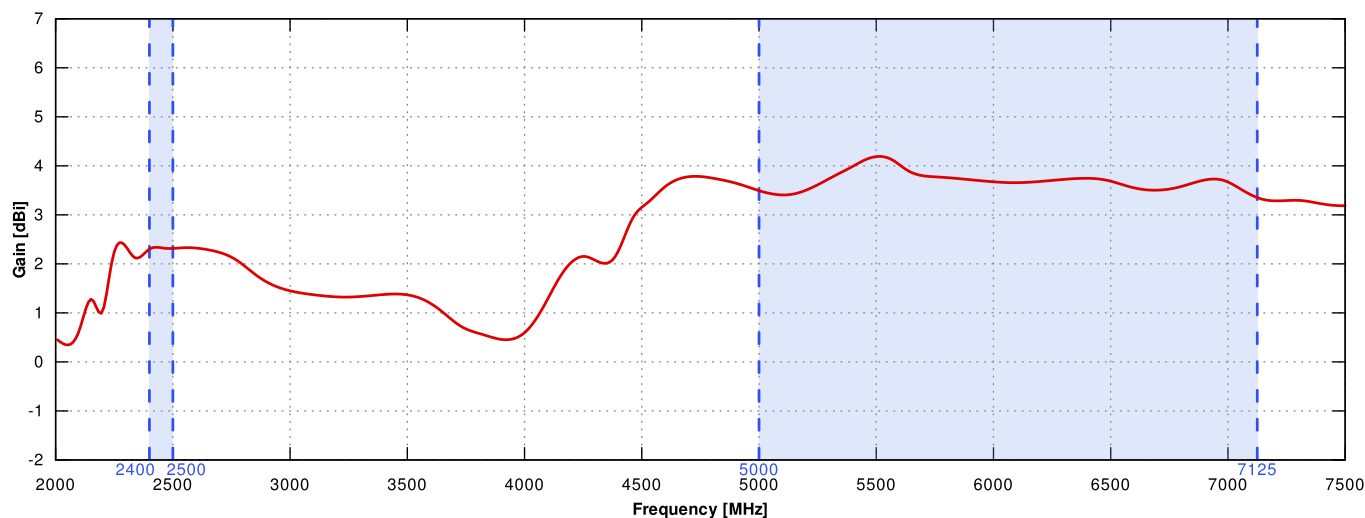
WiFi - X GAIN



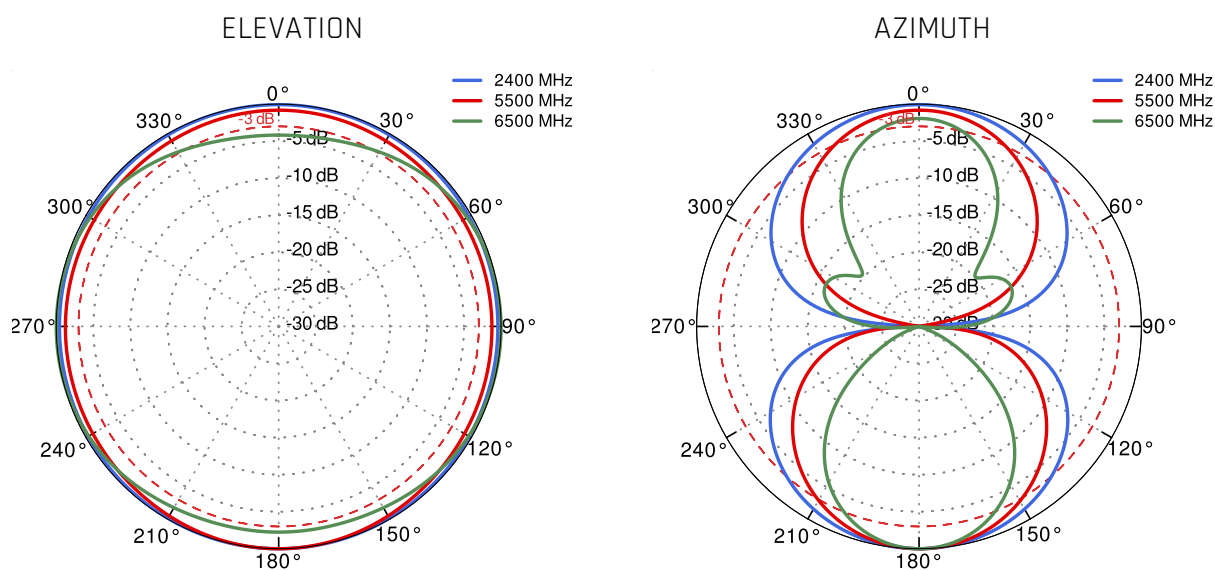
WiFi - V VSWR



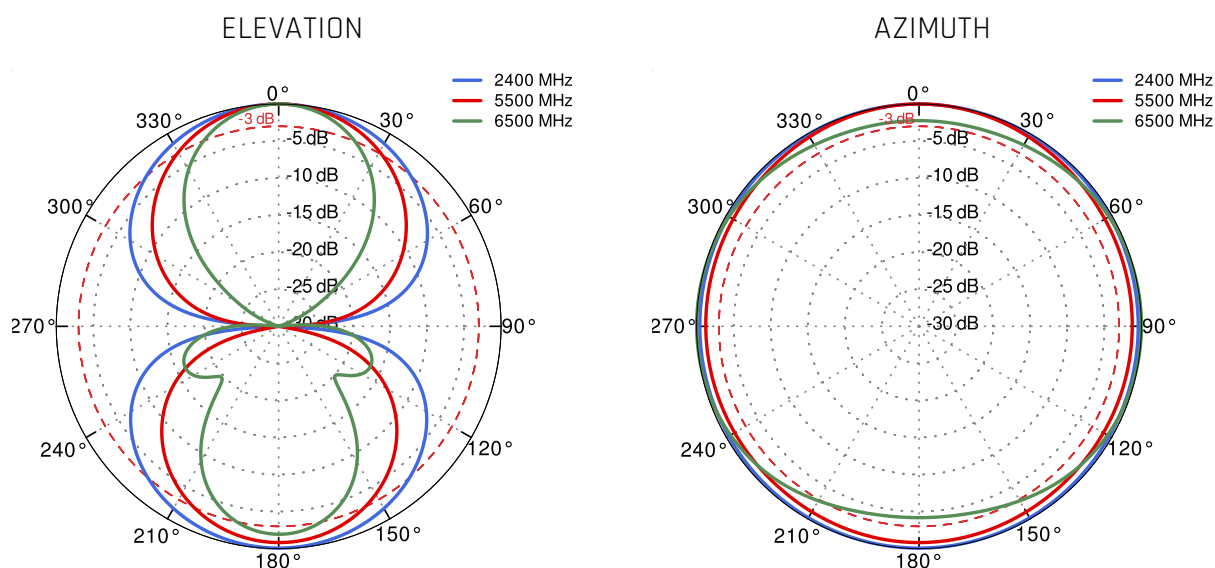
WiFi - V GAIN



Wi-Fi X Port 1 From 2.4 GHz to 6.5 GHz



Wi-Fi X Port 2 From 2.4 GHz to 6.5 GHz



Wi-Fi V From 2.4 GHz to 6.5 GHz

