

QuSector S24-12HV-90-2

QuSector S24-12HV-90-2 offers a 90 degrees, 12dBi gain signal with two RP-SMA 2.4GHz connectors. It is a perfect indoor and outdoor device for industrial installations.

QuSector S24-12HV-90-2 is a single band, H&V polarity, MIMO 2x2 panel antenna. Two connectors operate at 2.4GHz with 12dBi gain. Due to its medium gain, it can be used on short or medium distances, for example for hotspots in schools, stadiums, offices or public places. High quality injection moulded enclosure allows to implement it alongside with indoor and IP67 outdoor solutions. The antenna comes with 2*70cm (28inch) cables terminated with Nm, RPSMA, RPTNC connectors. QuSector S24-12HV-90-2 was designed to be a perfect match for your access point.

Wi Fi 2.4GHz

2x2 MIMO

2.4GHz

12 dBi

DIRECTIONAL

IP 67

-40° TO +80°



OUTDOOR ANTENNA WORKS IN **ANY**
WEATHER CONDITIONS, IP67



ANTENNA **PERFECTLY MATCHED** WITH
THE ROUTER



WALL OR MAST MOUNTING SYSTEM
WITH **TWO PLANES, 60 DEGREES**
REGULATION



MADE IN **EUROPE**



WI-FI SPECIFICATION

FREQUENCY	2.3 - 2.7GHz
GAIN	14 dBi
VSWR	< 1.80
BEAMWIDTH	30°/30°
POLARIZATION	Horizontal Vertical
IMPEDANCE	50 Ω
SEPARATION BETWEEN CONNECTORS	> 32dB
FRONT-TO-BACK	> 30dB
MAX INPUT POWER	50W
DC GROUND	Yes

MECHANICAL SPECIFICATION

MATERIAL	ABS
CONNECTOR	2xRPSMA/2xNM/2xRPTNC
OUTER DIMENSIONS	29.2 x 48.6 x 10.6 cm 11.5 x 19.13 x 4.17 inch
WEIGHT	2.5 kg
OPERATING TEMPERATURE	-40°C to +80°C -40°F to 176°F

MOUNTING KIT

DIMENSIONS	9.9 x 10.5 x 14.8 cm 3.9 x 4.13 x 5.83 inch
REGULATION RANGE	+/- 30°
MAST DIAMETER RANGE	25 - 60mm 0.98-2.36 inch
MATERIAL	Polyamide with fiberglass + galvanized steel U-Bolts
MOUNTING PLACE	Wall or ceiling or mast

COMPATIBLE ROUTERS

VARIANT: SS24.12HV.90.2RS

TELTONIKA	RUT900, RUT901, RUT950, RUT951, RUT955, RUT956
ROBUSTEL	R1520 Global, R1520-4L (S), R1520-4L (V), R2010, R2011
CRADLEPOINT	IBR600C
D-LINK	DAP-2310, DAP-2360
ROBUSTEL	R1520 Global, R1520-4L (S), R1520-4L (V), R2010, R2011
TELTONIKA	RUT900, RUT901, RUT950, RUT951, RUT955, RUT956
WAVETEL	W240 4G/LTE

VARIANT: SS24.12HV.90.2NM

RAJANT

BreadCrumb ES1-2450CS, BreadCrumb LX5-2255B, BreadCrumb LX5-2255C, BreadCrumb LX5-2295C, BreadCrumb LX5-2455D, BreadCrumb LX5-2955C, Hawk BreadCrumb FE1-2450 / FE1-2450A, Peregrine LTE BreadCrumb FE1-2455LS, Peregrine LTE BreadCrumb FE1-2455LW, Sparrow BreadCrumb ME5-2450CS

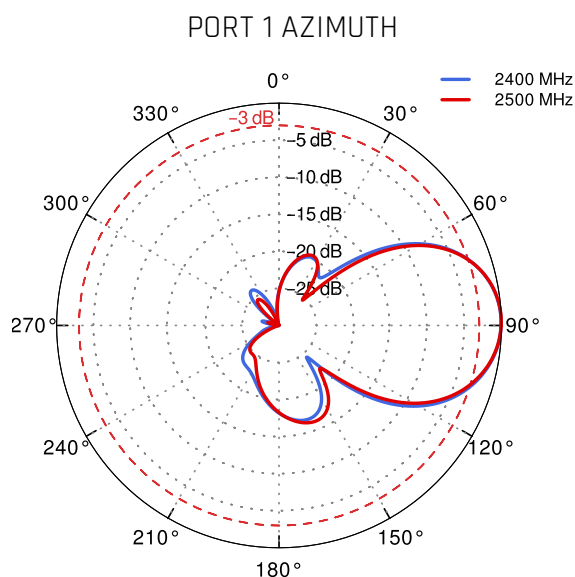
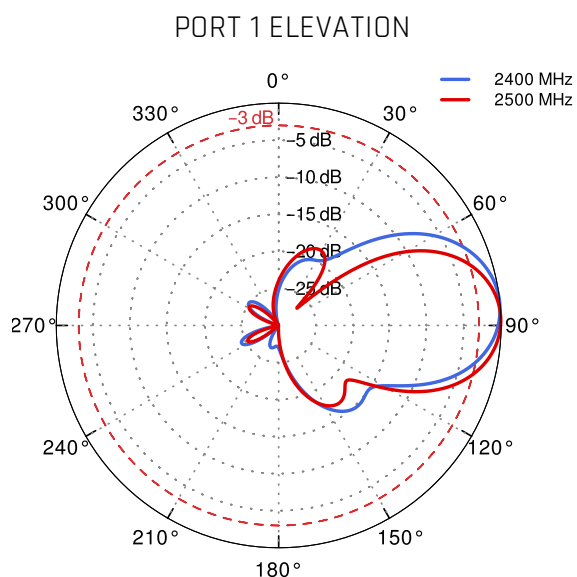
RAJANT

BreadCrumb ES1-2450CS, BreadCrumb LX5-2255B, BreadCrumb LX5-2255C, BreadCrumb LX5-2295C, BreadCrumb LX5-2455D, BreadCrumb LX5-2955C, Hawk BreadCrumb FE1-2450 / FE1-2450A, Peregrine LTE BreadCrumb FE1-2455LS, Peregrine LTE BreadCrumb FE1-2455LW, Sparrow BreadCrumb ME5-2450CS

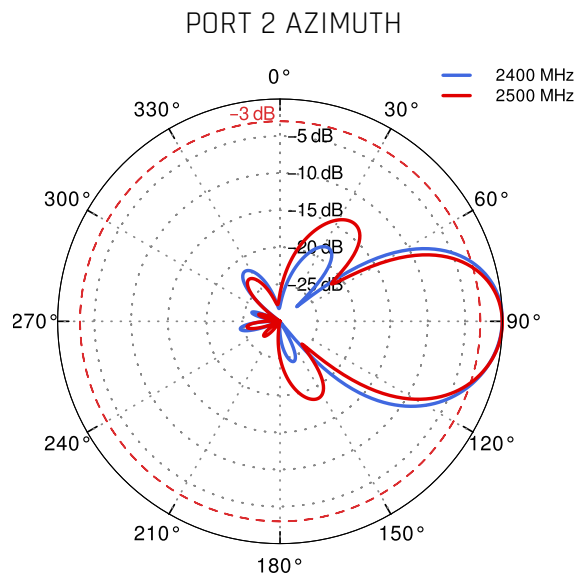
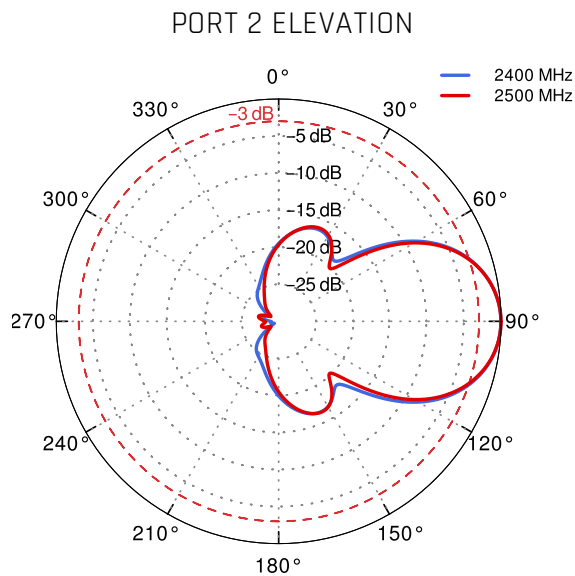
VARIANT: SS24.12HV.90.2RT

PLOTS

From 2.4GHz to 2.5GHz



From 2.4GHz to 2.5GHz



DIMENSIONS

