

# QuSector 12HV-30-4

QuSector 12HV-30-4 offers a 30 degrees, 12dBi gain signal with two RP-SMA 2.4GHz connectors. It is a perfect indoor and outdoor device for industrial installations.

**-End of Life-** QuSector 12HV-30-4 is a concurrent dual band, H&V polarity, MIMO 4x4 panel antenna. It operates at 2.4GHz and 5GHz simultaneously with 12dBi gain. Due to its medium gain, it can be used on short or medium distances, for example for hotspots in schools, stadiums, offices or public places. High quality injection moulded enclosure allows to implement it alongside with indoor and IP67 outdoor solutions. Wide frequency range (2.4-2.5GHz & 5.1-5.9GHz) helps to find suitable frequency for the most effective operation. The antenna comes with four 70cm (28inch) cables terminated with RPTNC, RPSMA or Nm connectors.

**WE REGRET TO INFORM YOU THAT THE PRODUCT HAS REACHED ITS END OF LIFE (EOL). A NEWER AND BETTER VERSION IS NOW OUT. CHECK IT OUT HERE: [QuSector 14HV-30-4 Wi-Fi 6e](#)**

**END OF LIFE**



OUTDOOR ANTENNA WORKS IN **ANY WEATHER CONDITIONS**, IP67




ANTENNA **PERFECTLY MATCHED** WITH THE ROUTER



WALL OR MAST MOUNTING SYSTEM WITH **TWO PLANES, 60 DEGREES REGULATION**



MADE IN **EUROPE**



## WI-FI SPECIFICATION

FREQUENCY	2.4 - 2.5GHz 5.1 - 5.9GHz
GAIN	12 dBi
VSWR	< 2.00
BEAMWIDTH	35°/35°
POLARIZATION	Horizontal Vertical
IMPEDANCE	50 $\Omega$
SEPARATION BETWEEN CONNECTORS	>25dB
FRONT-TO-BACK	> 20dB >25dB
MAX INPUT POWER	50W
DC GROUND	Yes

## MECHANICAL SPECIFICATION

MATERIAL	ABS
CONNECTOR	4xRPSMA/4xNM/4xRPTNC
OUTER DIMENSIONS	272 x 276 x 96 mm 10.71 x 10.87 x 3.78 inch
WEIGHT	1.8 kg
OPERATING TEMPERATURE	-40°C to +80°C -40°F to 176°F

## MOUNTING KIT

DIMENSIONS	9.9 x 10.5 x 14.8 cm 3.9 x 4.13 x 5.83 inch
REGULATION RANGE	+/- 30°
MAST DIAMETER RANGE	25 - 66mm 0.98-2.60 inch
MATERIAL	Polyamide with fiberglass + galvanized steel U-Bolts
MOUNTING PLACE	Wall or ceiling or mast

## COMPATIBLE ROUTERS

VARIANT: S12HV.30.4RS

ADTRAN	Bluesocket 1925
ADVANTECH	EKI-6333AC-2G, EKI-6333AC-4GP, EKI-6333AC-M12
ALCATEL-LUCENT	Stellar AP1222, Stellar AP1322
ARUBA	AP-314, AP-324, AP-334, AP-344, AP-514, AP-534, AP-634, IAP-314, IAP-324, IAP-334
COMSET	CM770W-6
D-LINK	DWL-6600AP, DWL-6610APE, DWL-8600AP
ENGENIUS	EAP1300EXT, ECW160, ECW260, ENS620EXT, ESW850
EXTREME NETWORKS	AP 305Cx, AP 8533, AP310e
FORTINET	AP1020E, AP822E, FAP-223C, FAP-223E, FAP-224D, FAP-433F, FAP-433G, FAP-C225C, FAP-U223EV, FAP-U432F

<b>HUAWEI</b>	AP6150DN
<b>JUNIPER NETWORKS</b>	AP41E
<b>MIKROTIK</b>	RB912
<b>MIST</b>	AP32E, AP41E, AP43E, AP61E
<b>PEPLINK</b>	Balance 310 fiber 5G, MAX HD2, MAX HD4
<b>WAVETEL</b>	W3604 Multi-WAN, W3608 Multi-WAN
<b>WLINK</b>	G930
<b>OTHER</b>	4 * RPSMA

## VARIANT: S12HV.30.4NM

<b>RAJANT</b>	BreadCrumb ES1-5050CS, BreadCrumb LX5-2255A, BreadCrumb LX5-2255B, BreadCrumb LX5-2455D, Hawk BreadCrumb FE1-4950, Hawk BreadCrumb® FE1-5050 / FE1-5050A, Peregrine BreadCrumb® FE1-2255B, Peregrine LTE BreadCrumb FE1-2455LS, Peregrine LTE BreadCrumb FE1-2455LW, Sparrow BreadCrumb ME5-5050CS
<b>AEROHIVE NETWORKS</b>	AP1130
<b>ARISTA</b>	O-105E
<b>CISCO</b>	AIR-AP1562E, AIR-AP1572EAC, AIR-AP1572EC, AIR-CAP1532E, Catalyst 9163E, IW3702-2E, IW3702-4E, IW6300, MR74, MR76, MR84, MR86
<b>D-LINK</b>	DWL-8710AP
<b>EXTREME NETWORKS</b>	AP 360E, AP 3965E
<b>FORTINET</b>	FAP-222C
<b>HUAWEI</b>	AP6510DN-AGN, AP6610DN-AGN, AP6760R-51E, AP8150DN

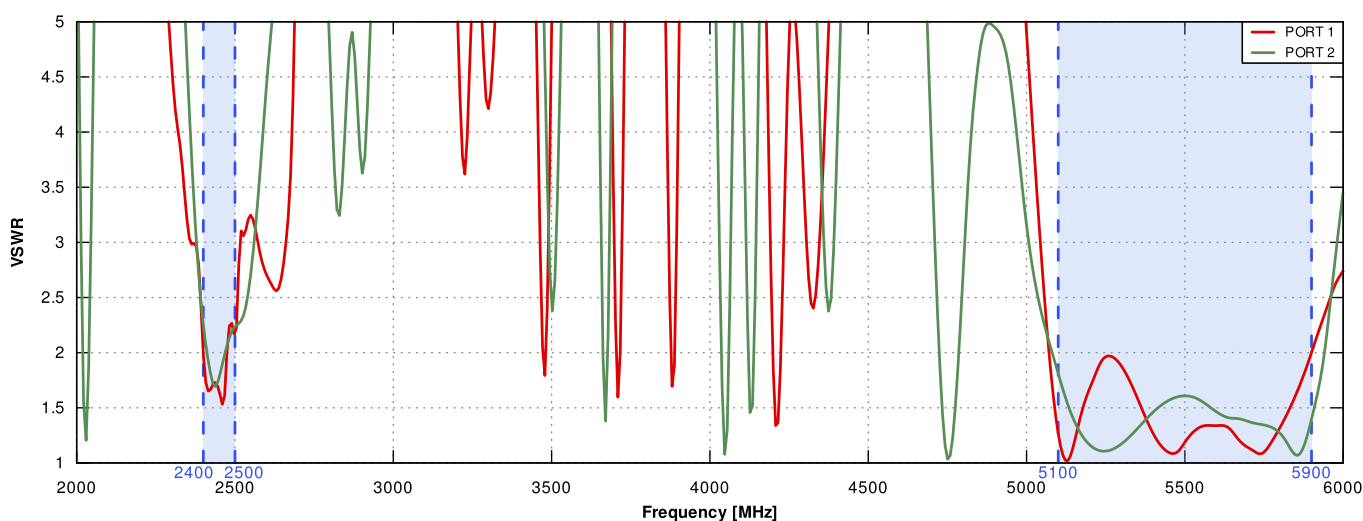
PEPLINK	AP Pro AX
RAJANT	BreadCrumb ES1-5050CS, BreadCrumb LX5-2255A, BreadCrumb LX5-2255B, BreadCrumb LX5-2455D, Hawk BreadCrumb FE1-4950, Hawk BreadCrumb® FE1-5050 / FE1-5050A, Peregrine BreadCrumb® FE1-2255B, Peregrine LTE BreadCrumb FE1-2455LS, Peregrine LTE BreadCrumb FE1-2455LW, Sparrow BreadCrumb ME5-5050CS
RUCKUS	T750SE
SIEMENS	6GK5788-1GY01-0AA0, 6GK5748-1GY01-0AA0
XIRBUS	XH2-120
OTHER	4 * N-male

## VARIANT: S12HV.30.4RT

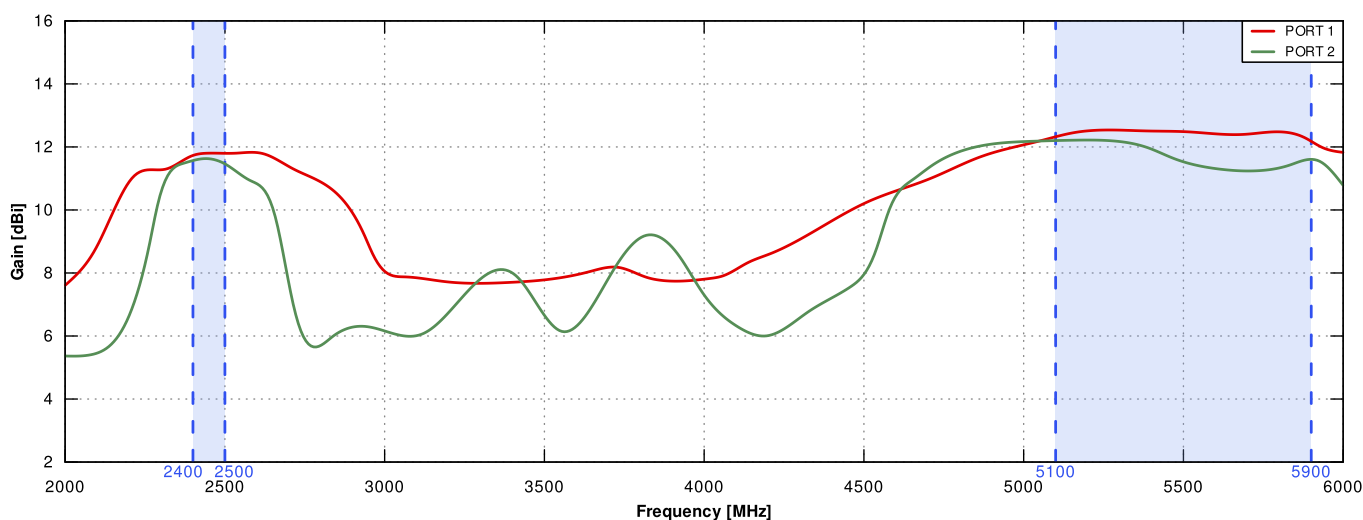
CISCO	AIR-AP1852E, AIR-AP2602E, AIR-AP2702E, AIR-AP2802E, AIR-AP3602E, AIR-AP3702E, AIR-AP3802E, AIR-AP3802I, AIR-AP3802P, AIR-CAP2702E, AIR-CAP3702E, AIR-CAP3702P, Catalyst 9115AXE, Catalyst 9120AXE, Catalyst 9120AXP, MR42E, MR46E, MR53E
OTHER	4 * RPTNC

## PLOTS

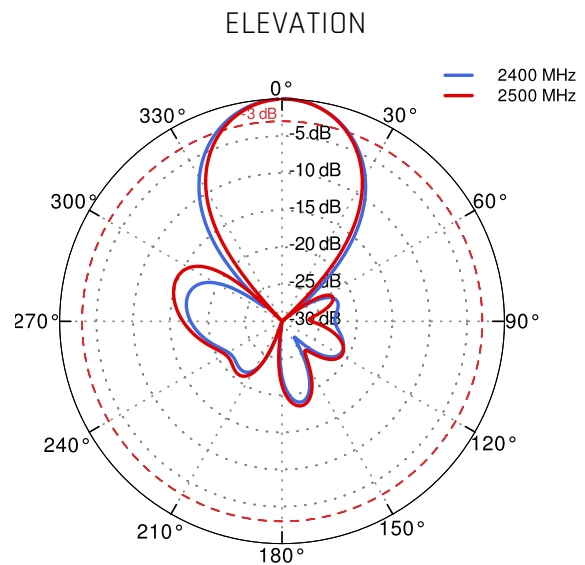
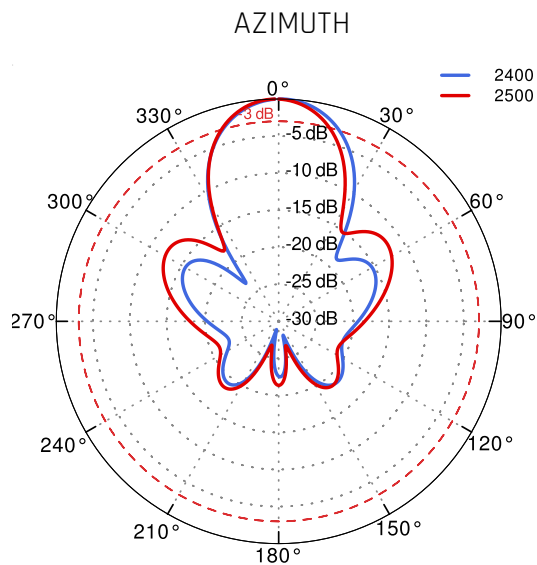
VSWR



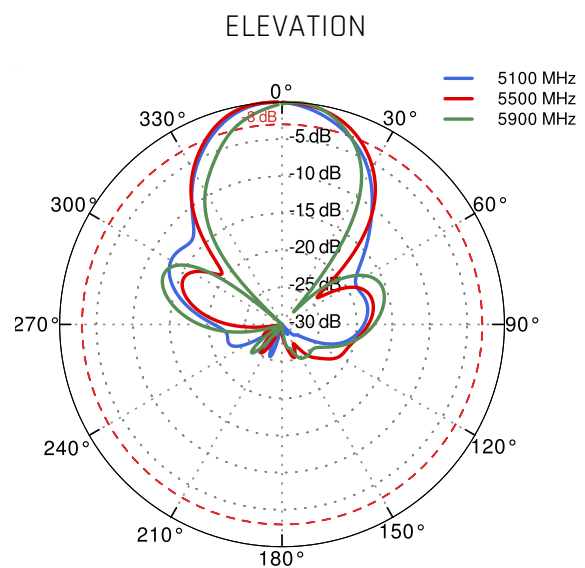
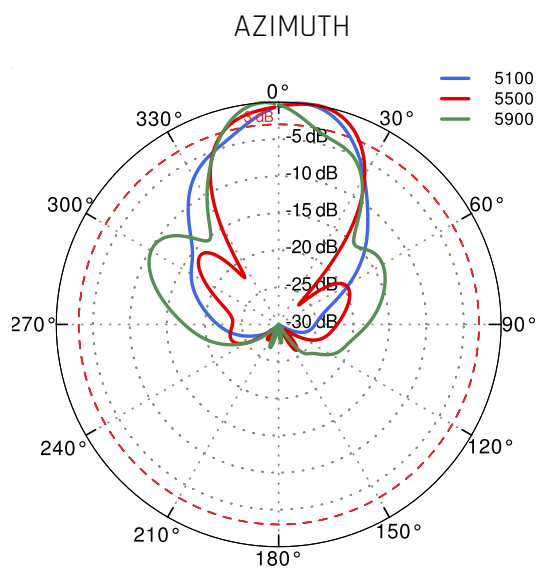
Gain



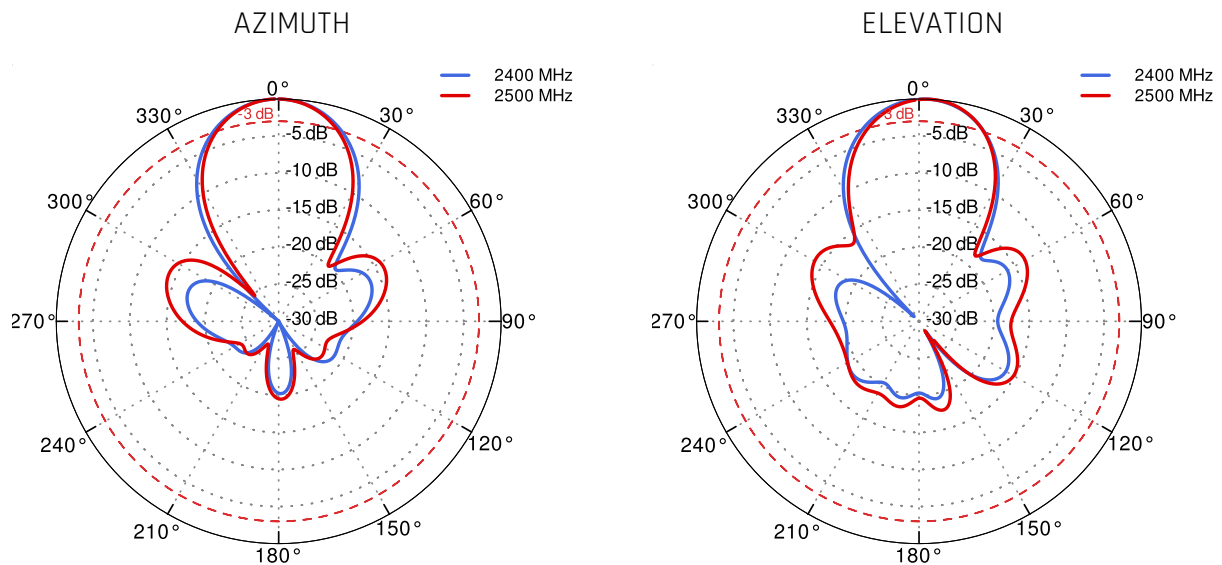
## PORT 1, 3 from 2.4GHz to 2.5GHz



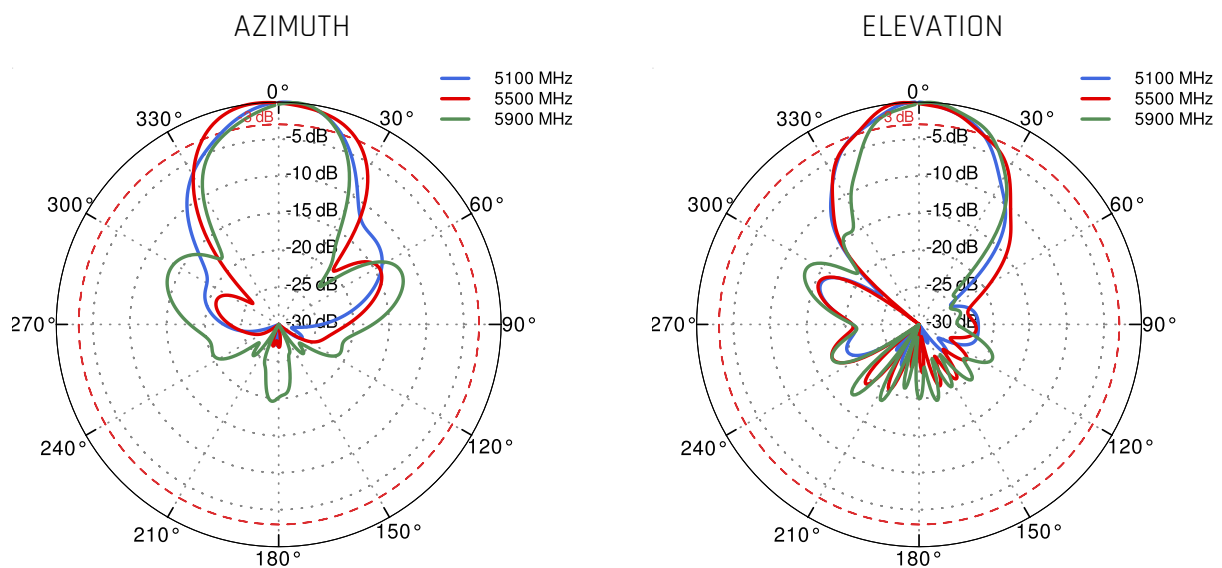
## Port 1, 3 from 5GHz to 6GHz



## PORT 2, 4 from 2.4GHz to 2.5GHz



## PORT 2, 4 from 5.1GHz to 5.9GHz





## DIMENSIONS

