

QuMax for Milesight UR35

INTEGRATED MULTI-BAND 5G DIRECTIONAL ANTENNA + WI-FI 6E OMNI ANTENNA + GPS ANTENNA + PLACE TO INSTALL MILESIGHT UR35 (ALL-IN-ONE)

QuMax antenna for Milesight UR35 router is a perfect outdoor device for improving the signal in rural/suburban and locations where the mobile signal is weak. It has embedded directional 5G, omni Wi-Fi and GPS antenna. If you use UR35 with QuMax antenna, you get an integrated complete solution with embedded router and multi band antennas in one enclosure.



OUTDOOR ANTENNA WORKS IN ANY WEATHER CONDITIONS, IP67



MOUNTING SYSTEM WITH TWO PLANES, 60 DEGREES REGULATION



WIDE BAND 600-6000MHZ, 5G TECHNOLOGY



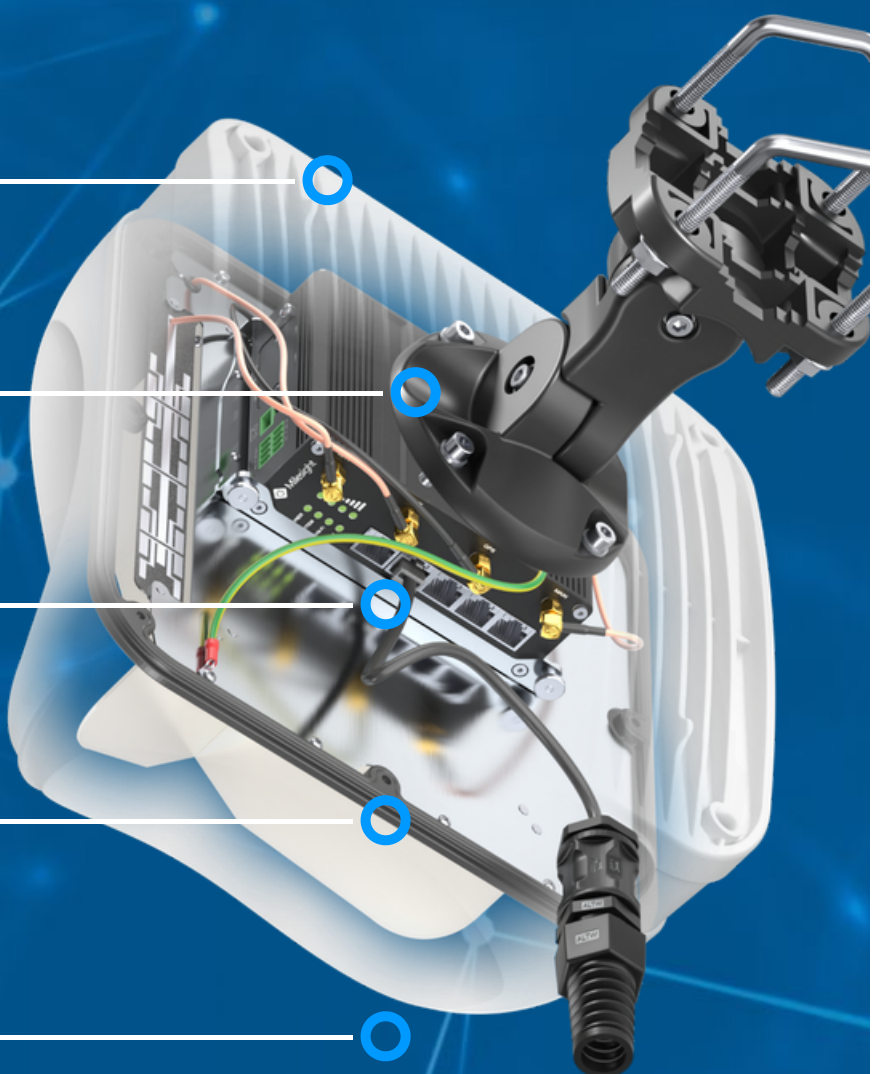
ANTENNA PERFECTLY MATCHED WITH THE MILESIGHT UR35



ALL ANTENNAS AND ROBUST ROUTER INTEGRATED IN ONE ENCLOSURE



MADE IN EUROPE



5G / LTE ANTENNA SPECIFICATION

FREQUENCY	617 - 960 MHz 1.7 - 2.7 GHz 3.3 - 4.6 GHz 4.7 - 6.0 GHz
GAIN	617 - 960 MHz : 6 dBi 1.7 - 2.7 GHz : 7 dBi 3.3 - 4.6 GHz : 7 dBi 4.7 - 6.0 GHz : 5.5dBi
SUPPORTED LTE BANDS	1, 2, 3, 4, 5, 7, 8, 9, 10, 12, 13, 14, 17, 18, 19, 20, 22, 25, 26, 27, 28, 29, 30, 33, 34, 35, 36, 37, 38, 39, 40, 41, 42, 43, 44, 46, 47, 48, 49, 52, 53, 65, 66, 67, 68, 69, 71, 85, 103, 106
SUPPORTED 5G BANDS	n1, n2, n3, n5, n7, n8, n12, n13, n14, n18, n20, n25, n26, n28, n29, n30, n34, n38, n39, n40, n41, n46, n47, n48, n53, n65, n66, n67, n71, n77, n78, n79, n80, n81, n82, n83, n84, n85, n86, n89, n90, n95, n97, n98, n100, n101, n256
VSWR	<2.00, max <3.00
BEAMWIDTH	80°/80° ±15°
POLARIZATION	X (±45degrees)
IMPEDANCE	50 Ω

WI-FI ANTENNA SPECIFICATION

FREQUENCY	2.4 - 2.5 GHz 5.0 - 7.2 GHz
GAIN	2.4 - 2.5 GHz: 6dBi 5 GHz: 7.5dBi 7 GHz: 7.5dBi
VSWR	< 1.50, max < 2.00
BEAMWIDTH	360°/25°
POLARIZATION	Vertical
IMPEDANCE	50 Ω

MECHANICAL SPECIFICATION

MATERIALS	ABS, aluminum, PTFE, fiberglass
CONNECTOR TYPE	RJ45
INGRESS PROTECTION	IP67
DIMENSIONS	26.9 x 26.95 x 17.7 cm 10.6 x 10.6 x 7 inch
WEIGHT	2.8 kg 6.17 lbs
OPERATING TEMPERATURE	From -40°C to 80°C From -40°F to 176°F
MAST DIAMETER	25-60mm 0.98-2.36 inch

FREQUENCY BANDS

LTE / 4G

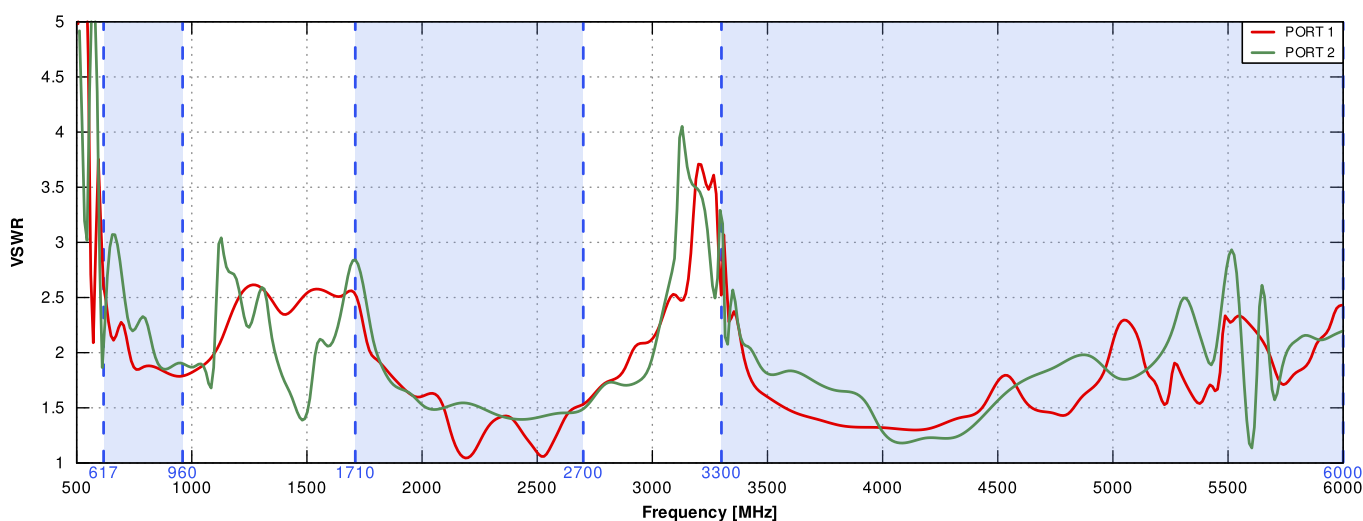
	1	2	3	4	5	7	8	
	9	10	12	13	14	17	18	
	19	20	22	25	26	27	28	
617 MHz	29	30	33	34	35	36	37	6000 MHz
	38	39	40	41	42	43	44	
	46	47	48	49	52	53	65	
	66	67	68	69	71	85	103	
	106							

5G

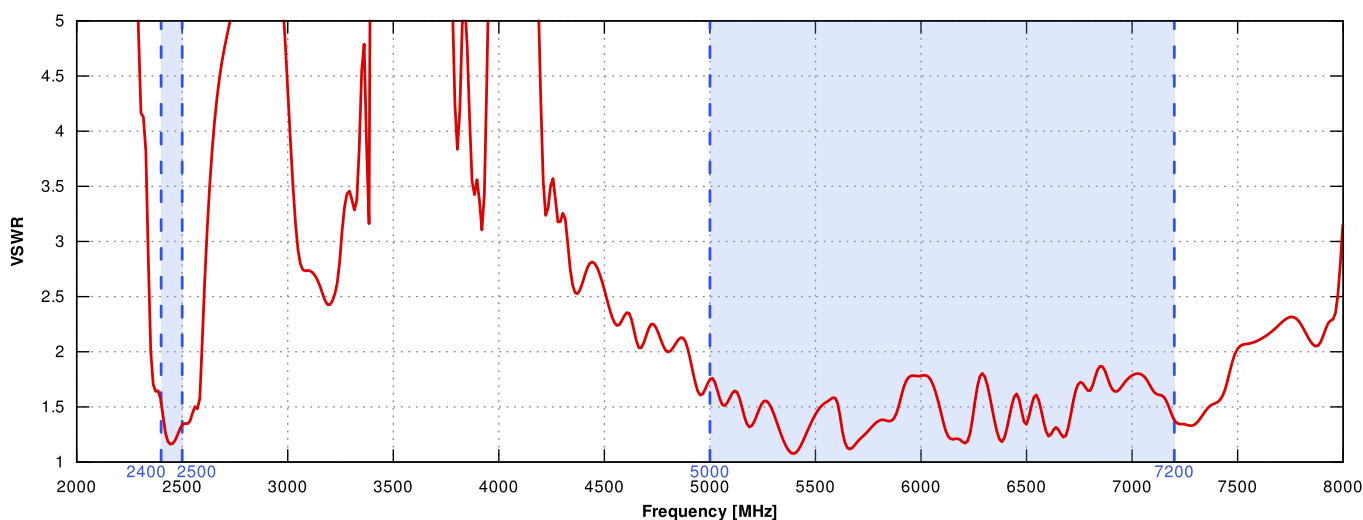
	n1	n2	n3	n5	n7	n8	n12	
	n13	n14	n18	n20	n25	n26	n28	
	n29	n30	n34	n38	n39	n40	n41	
617 MHz	n46	n47	n48	n53	n65	n66	n67	6000 MHz
	n71	n77	n78	n79	n80	n81	n82	
	n83	n84	n85	n86	n89	n90	n95	
	n97	n98	n100	n101	n255			

PLOTS

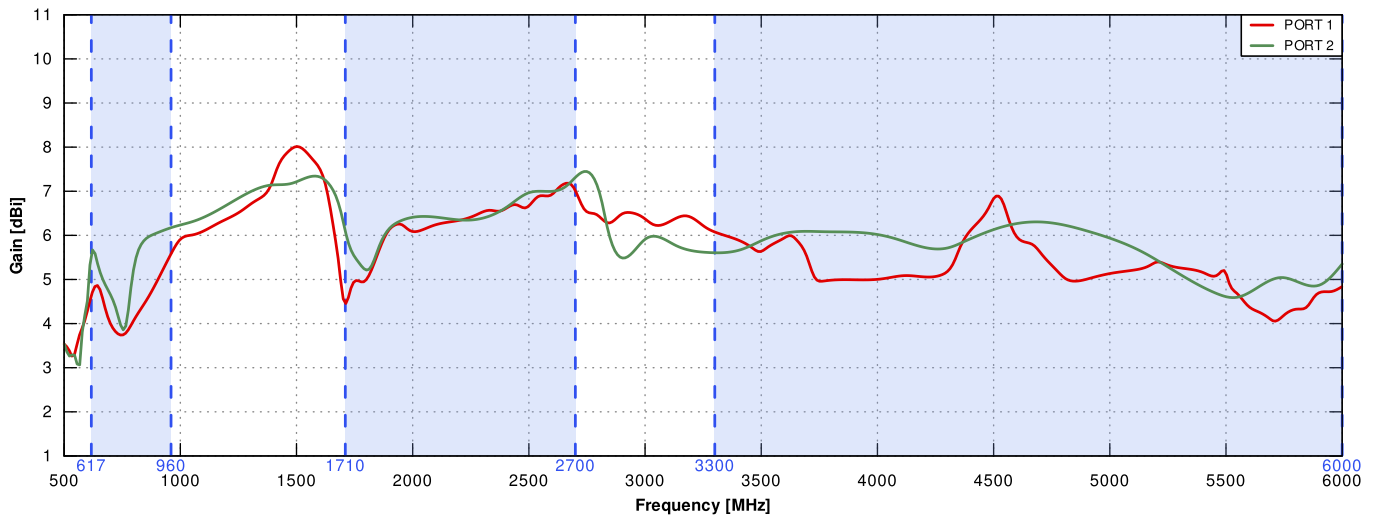
LTE VSWR



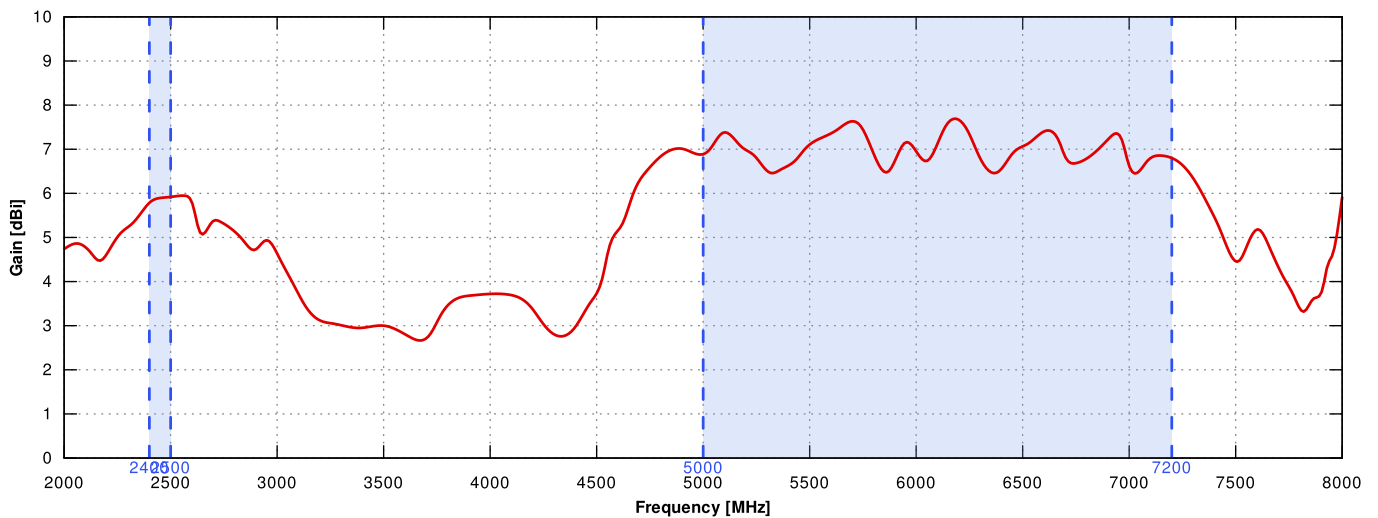
WI-FI VSWR



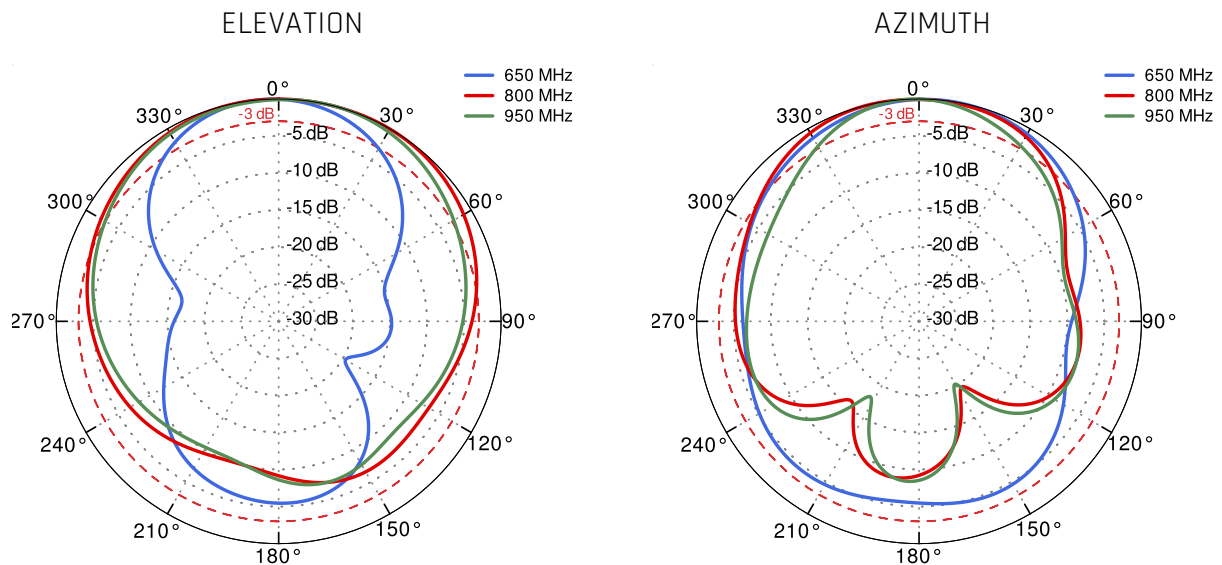
LTE Gain



WI-FI Gain



PORT 1 - 5G/LTE from 650MHz to 950MHz



PORT 1 - 5G/LTE from 1.71GHz to 2.17GHz



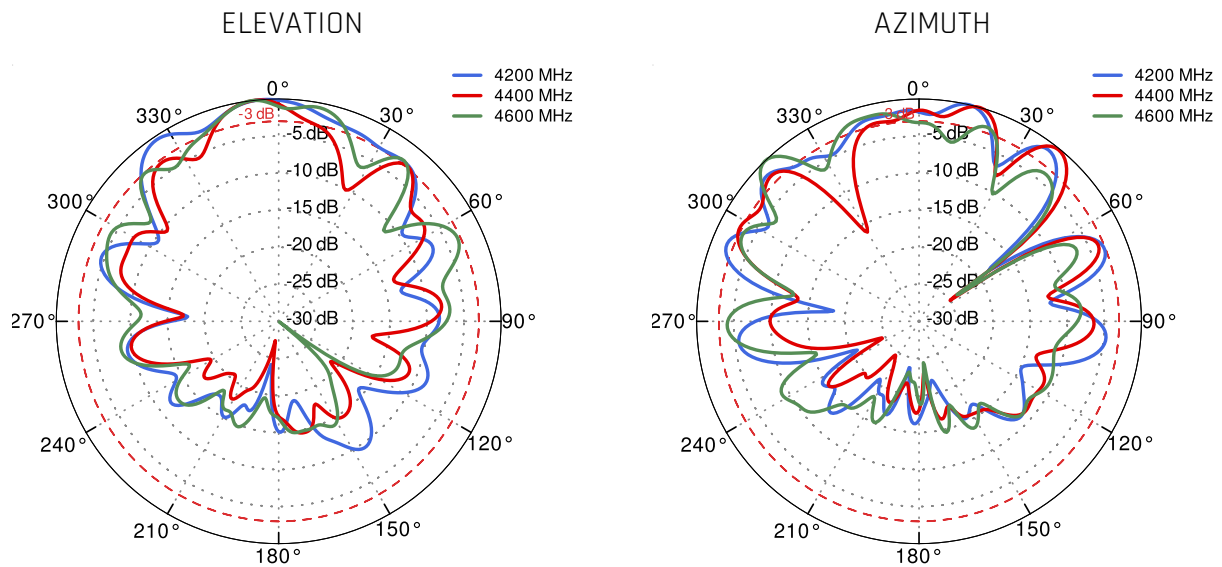
PORT 1 - 5G/LTE from 2.3GHz to 2.7GHz



PORT 1 - 5G/LTE from 3.3GHz to 3.8GHz



PORT 1 - 5G/LTE from 4.2GHz to 4.6GHz



PORT 1 - 5G/LTE from 5.0GHz to 5.9GHz



PORT 2 - 5G/LTE from 650MHz to 950MHz



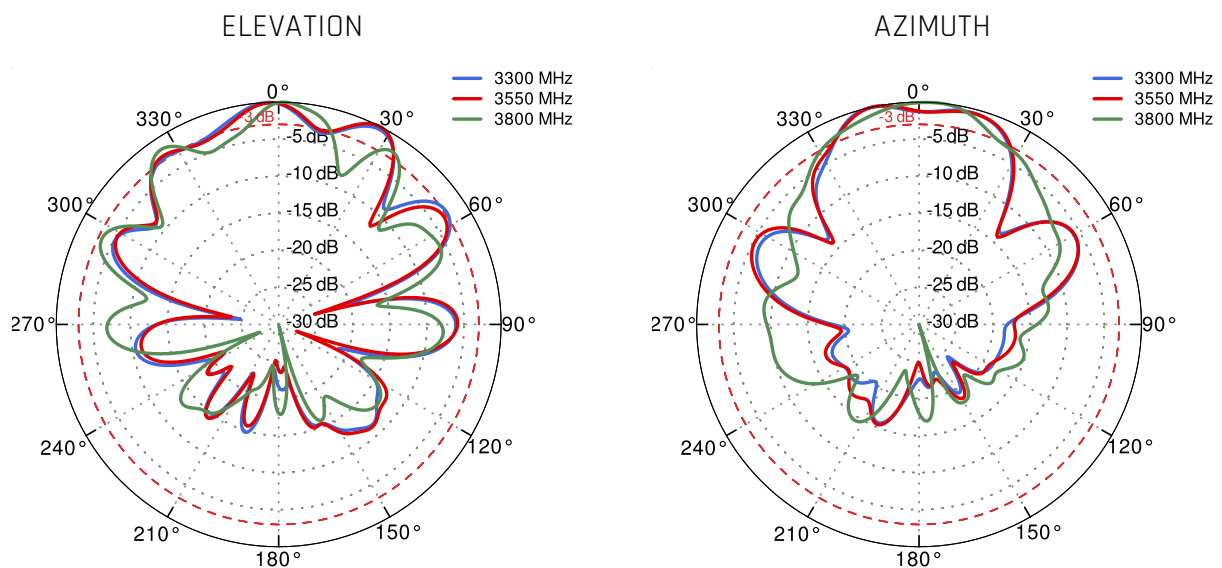
PORT 2 - 5G/LTE from 1.71GHz to 2.17GHz



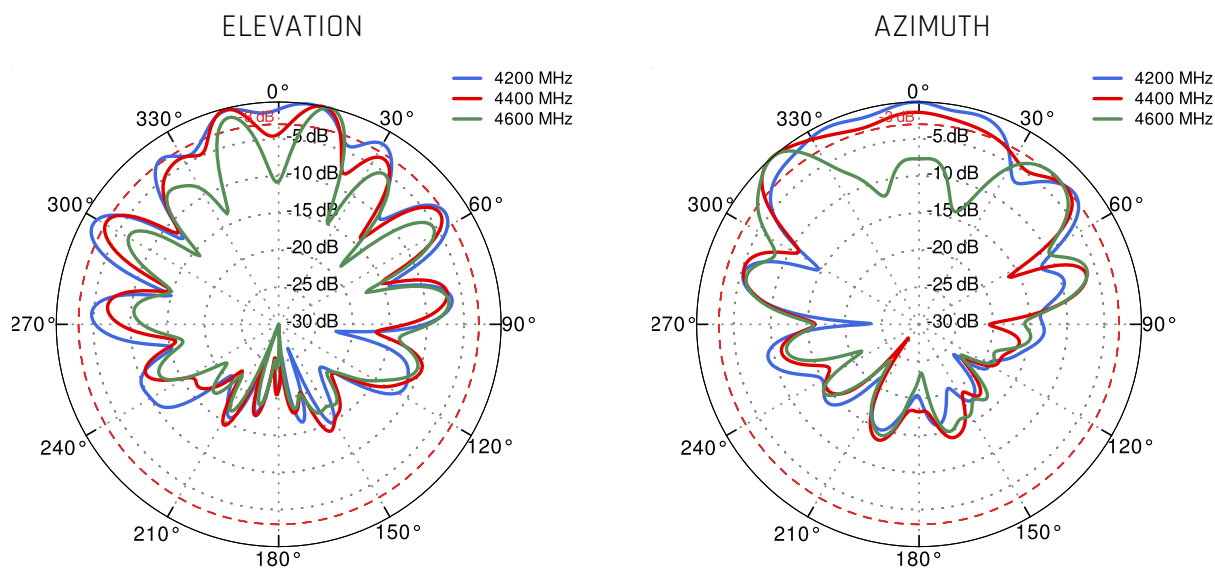
PORT 2 - 5G/LTE from 2.3GHz to 2.7GHz



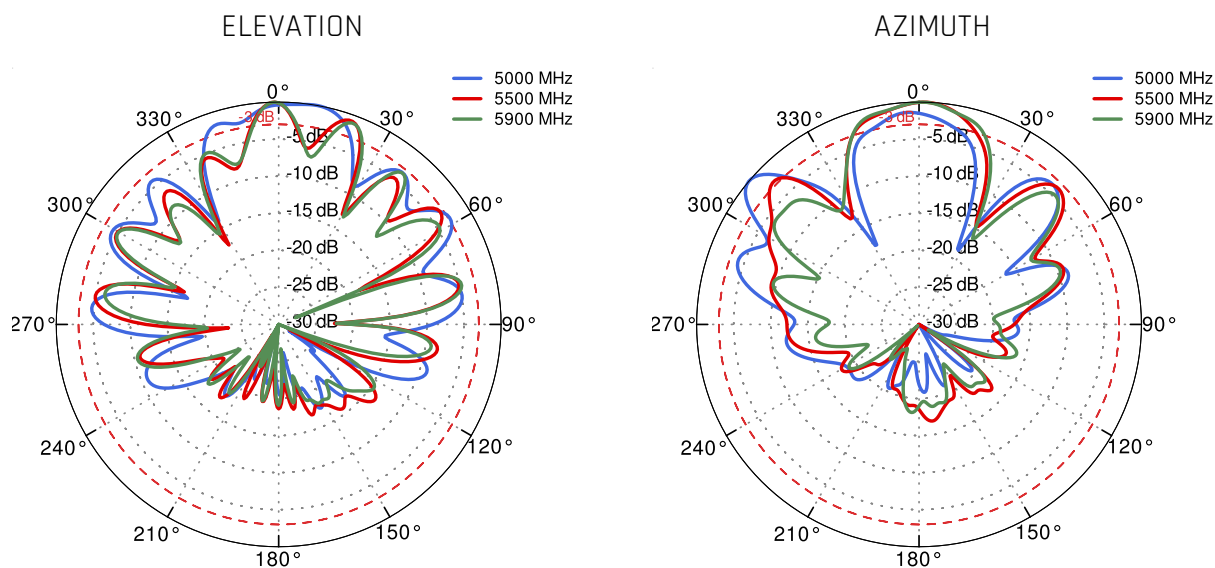
PORT 2 - 5G/LTE from 3.3GHz to 3.8GHz



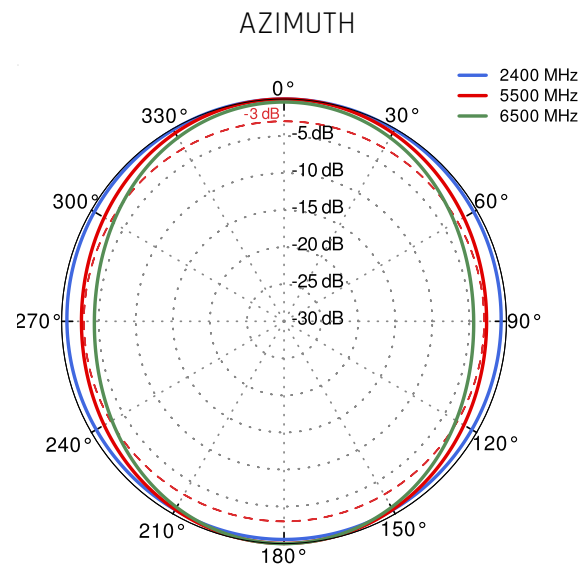
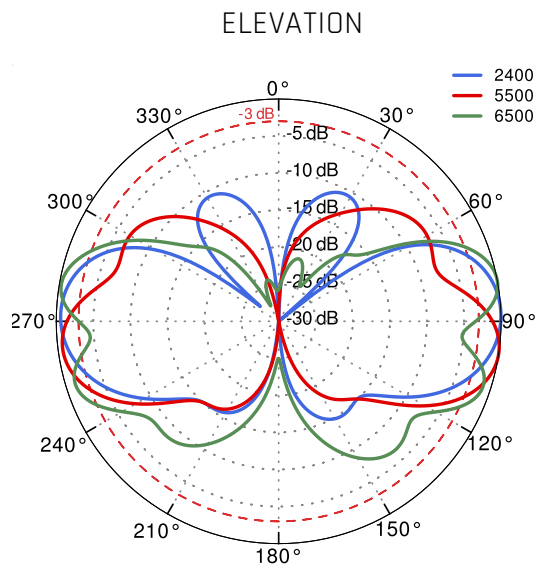
PORT 2 - 5G/LTE from 4.2GHz to 4.6GHz



PORT 2 - 5G/LTE from 5.0GHz to 5.9GHz



Wi-Fi From 2.4 GHz to 6.5 GHz



DIMENSIONS

