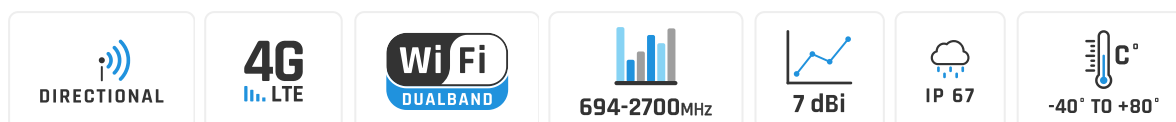


# QuMax for Milesight UR32

**Integrated outdoor LTE high power directional antenna + outdoor Wi-Fi dual band 2.4 & 5 GHz omni antenna + place to install Milesight UR32 (All-in-one)**

QuMAX offers the most powerful directional LTE antenna of all QuWireless antennas. It is dedicated to connections with long distance to base station. It is designed to have Milesight **UR32** router installed inside IP67 enclosure. It is the first choice for fixed installations in industrial environment.

Outdoor Wi-Fi dual band 2.4GHz & 5GHz omni antenna is included in the set and optional for use with UR32.



ALL ANTENNAS AND MILESIGHT ROUTER INTEGRATED **IN ONE ENCLOSURE**



OUTDOOR ANTENNA WORKS IN **ANY WEATHER CONDITIONS**, IP67



ANTENNA **PERFECTLY MATCHED** WITH THE ROUTER



MADE IN **EUROPE**



## LTE ANTENNA SPECIFICATION

FREQUENCY	0.694 - 0.96 GHz 1.7 - 2.2 GHz 2.2 - 2.7 GHz
SUPPORTED LTE/5G BANDS	1, 2, 3, 4, 5, 7, 8, 9, 10, 12, 13, 14, 17, 18, 19, 20, 25, 26, 27, 28, 29, 30, 33, 34, 35, 36, 37, 38, 39, 40, 41, 44, 53, 65, 66, 67, 68, 69, 85, 103, n80, n81, n82, n83, n84, n86, n89, n90, n95, n97, n98, n100, n101, n256
GAIN	0.694 - 0.96 GHz : 4 dBi 1.7 - 2.2 GHz : 5 dBi 2.2 - 2.7 GHz : 6 dBi
FRONT-TO-BACK	>8 dB
VSWR	<1.30, max <1.80
BEAMWIDTH	90°/90° ±30°
POLARIZATION	Vertical
IMPEDANCE	50 $\Omega$

## WI-FI ANTENNA SPECIFICATION

FREQUENCY	2.4 - 2.5 GHz 5.0 - 7.2 GHz
GAIN	2.40 - 2.50 GHz : 6 dBi 5 GHz: 7.5dBi 7 GHz: 7.5dBi
VSWR	< 1.50, max < 2.00
BEAMWIDTH	360°/25° ±5°
POLARIZATION	Vertical
IMPEDANCE	50 $\Omega$

## MECHANICAL SPECIFICATION

MATERIALS	ABS, aluminum, PTFE, Fiberglass
CONNECTOR TYPE	RJ45 + 1*Nm in external omni wi-fi antenna
INGRESS PROTECTION	IP67
DIMENSIONS	272 x 276 x 96 mm 10.71 x 10.87 x 3.78 inch
WEIGHT	1.8 kg 3.97 lbs
OPERATING TEMPERATURE	From -40°C to 80°C From -40°F to 176°F
MAST DIAMETER	25-60mm 0.98-2.36 inch

## FREQUENCY BANDS

### LTE/4G GSM

617M Hz	5	8	12	13	14	17	18	960M Hz
	19	20	26	27	28	29	44	
	67	68	85	103	n81	n82	n83	
	n89	n100						

### LTE/4G UMTS

1710 MHz	1	2	3	4	9	10	25	2170 MHz
	33	34	35	36	37	39	n80	
	n84	n86	n95	n98	n101			

### LTE/4G WCS DARS

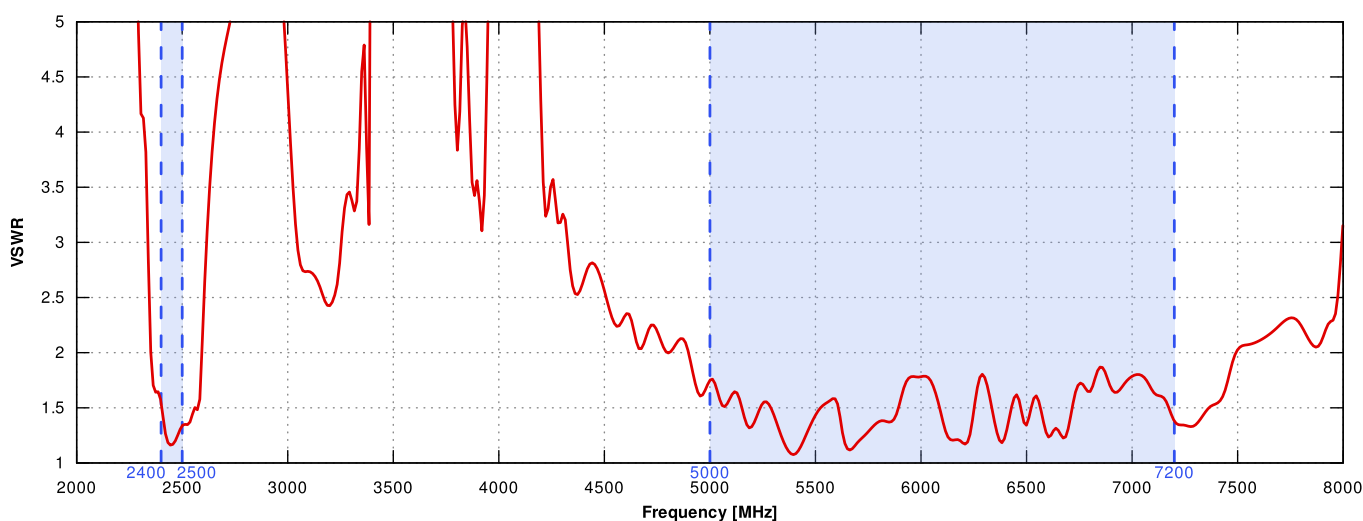
2300 MHz	30	40	n97					2400 MHz
-------------	----	----	-----	--	--	--	--	-------------

### LTE/4G

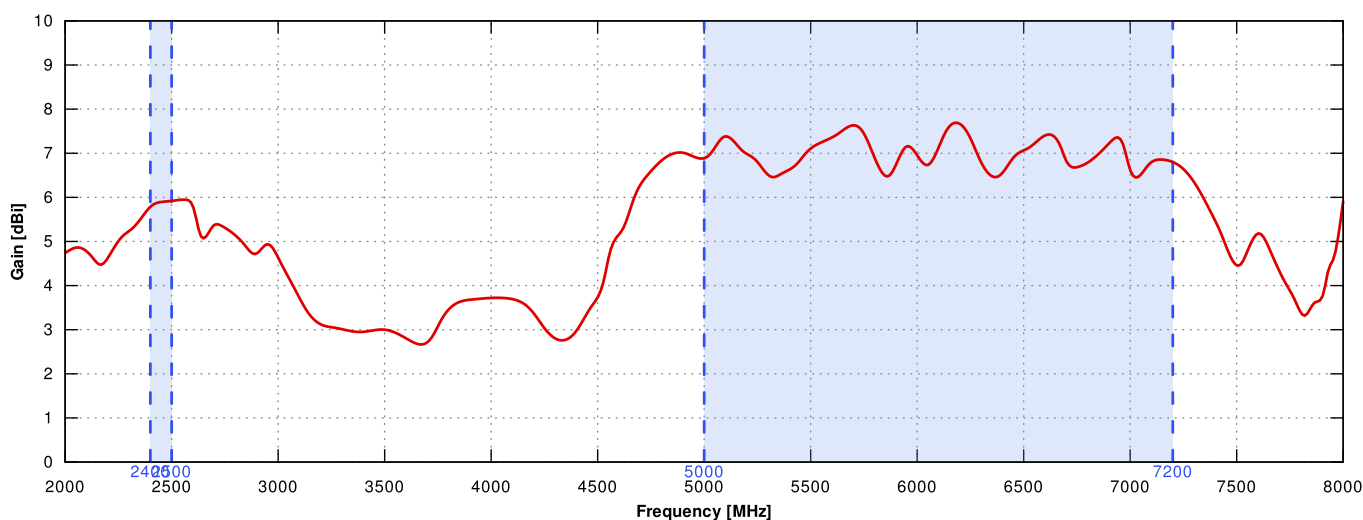
2400 MHz	7	38	41	53	69	n90		2700 MHz
-------------	---	----	----	----	----	-----	--	-------------

## **PLOTS**

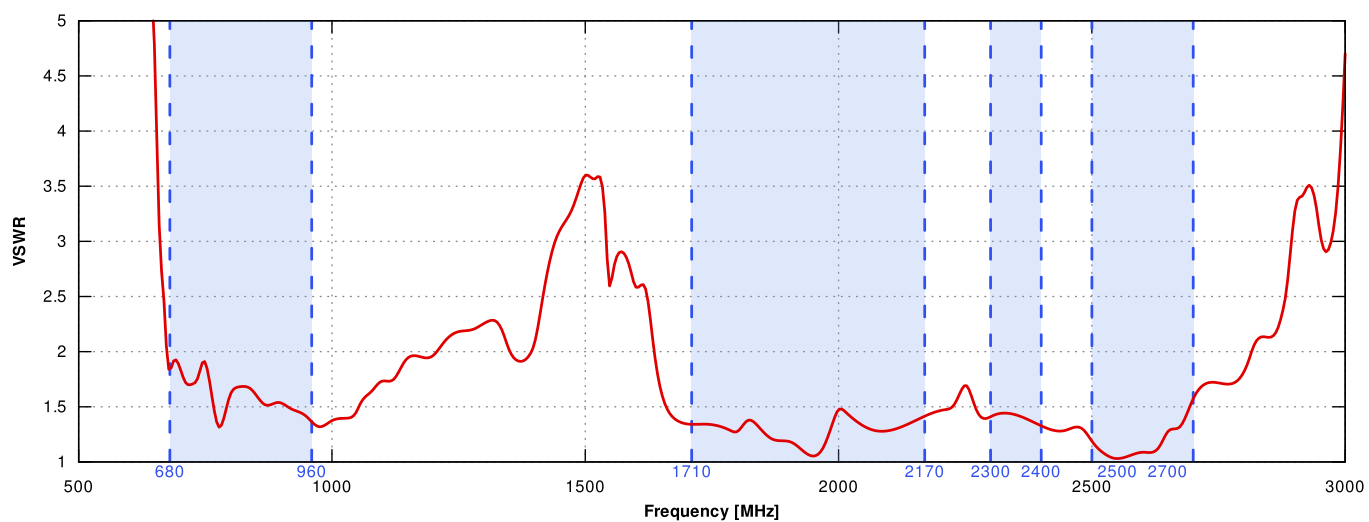
### VSWR for Wi-Fi antenna



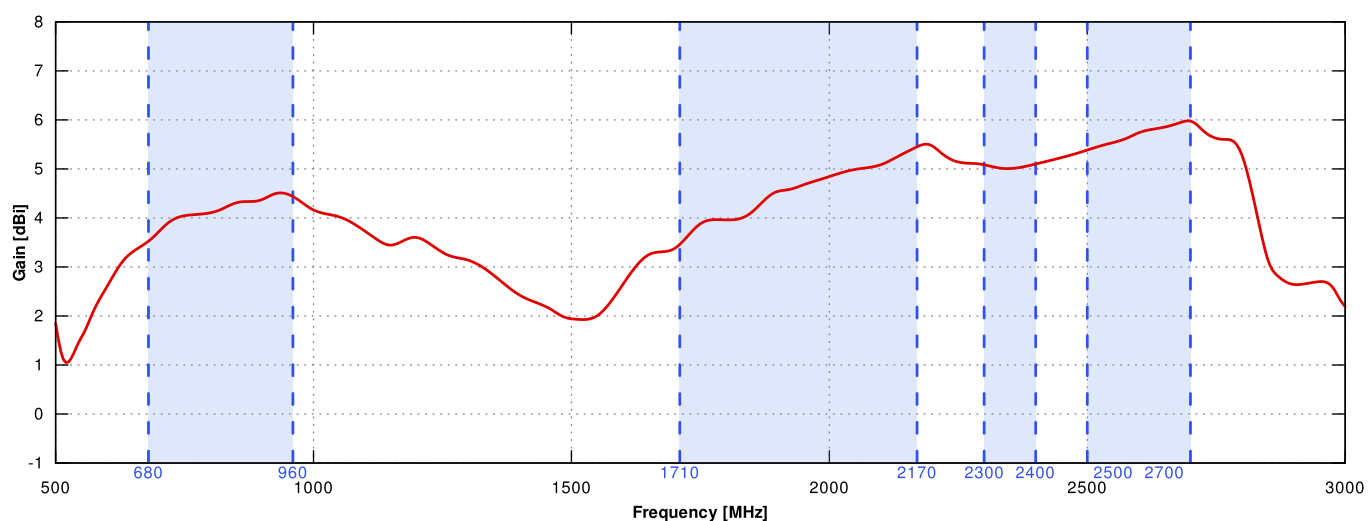
### Gain for Wi-Fi antenna



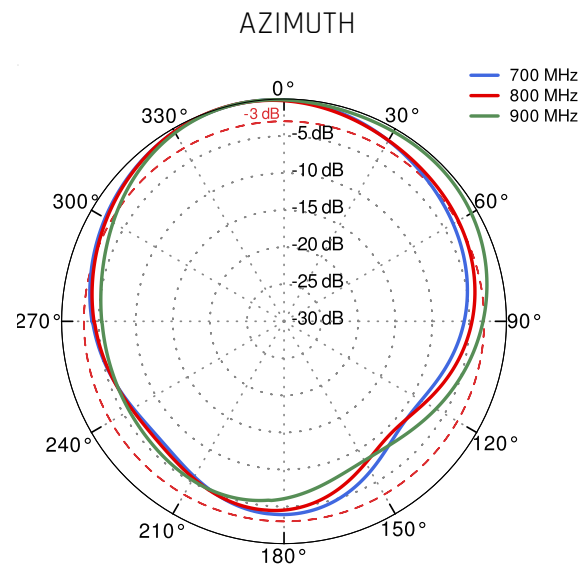
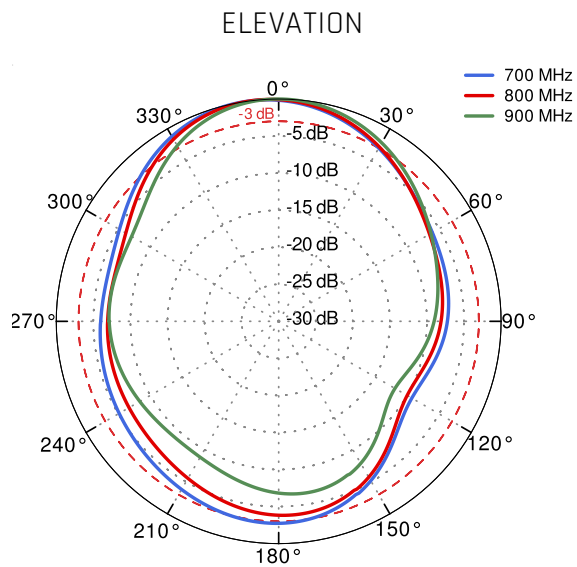
## VSWR for LTE antenna



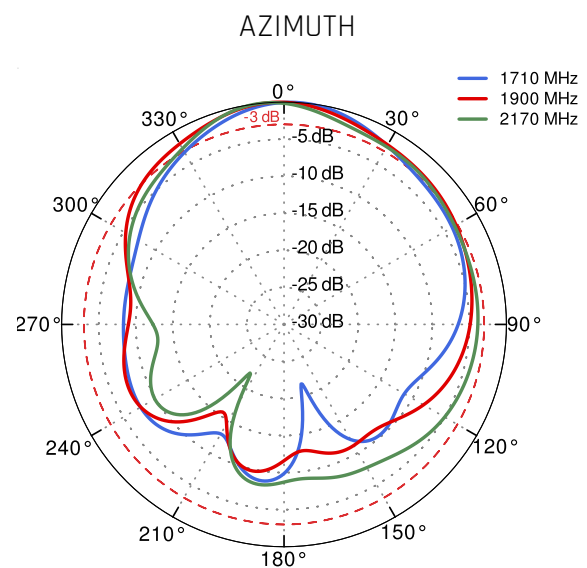
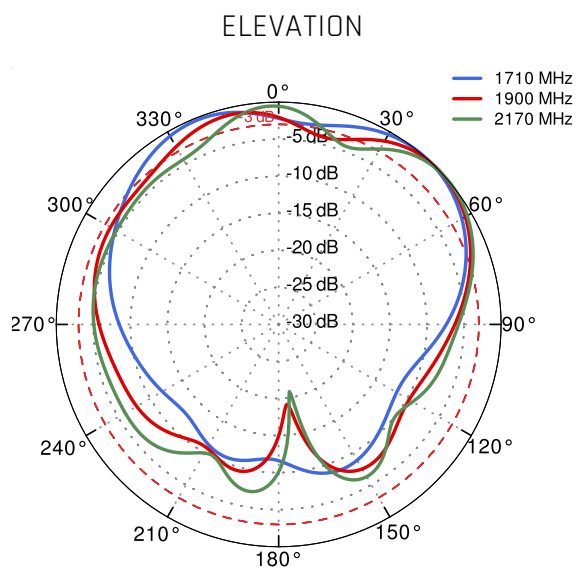
## Gain for LTE antenna



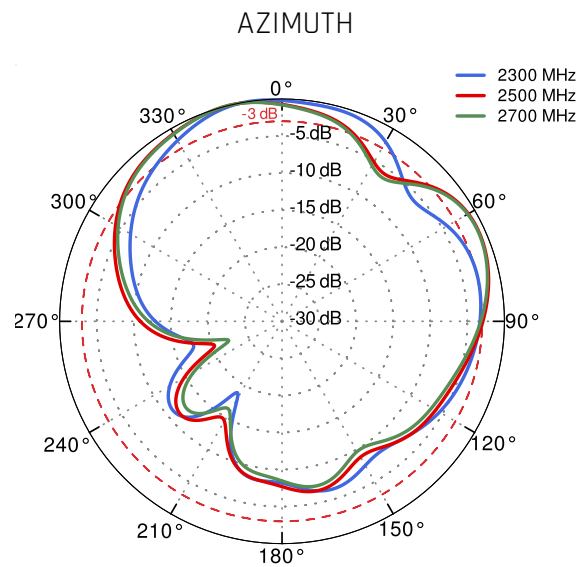
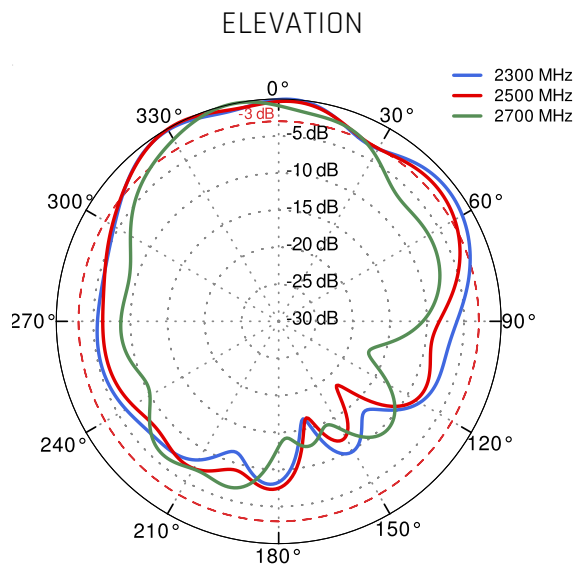
## LTE from 700MHz to 900MHz



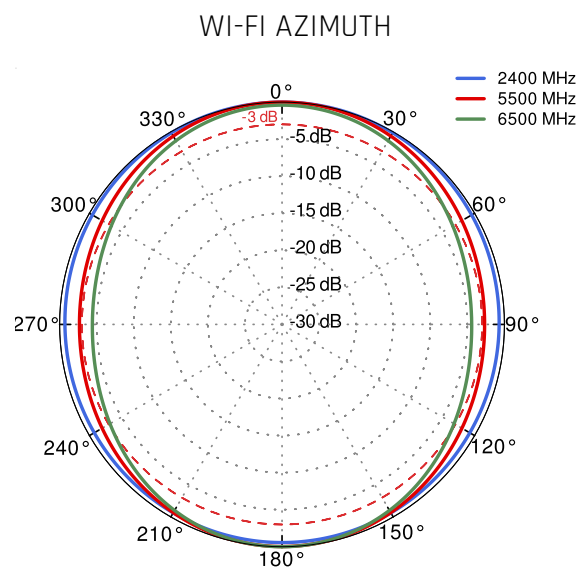
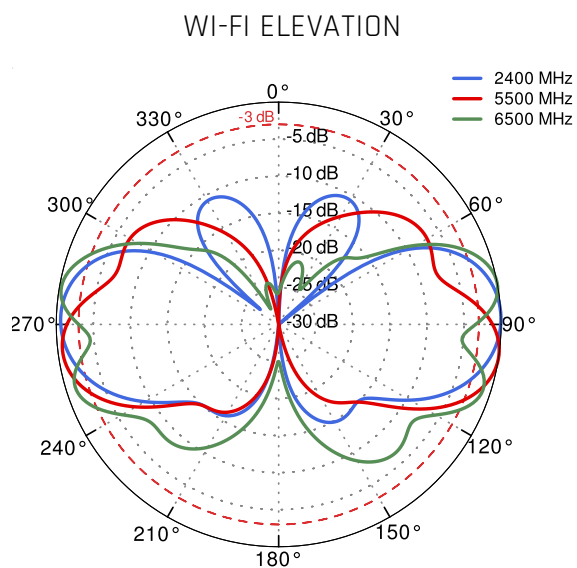
## LTE from 1.71GHz to 2.17GHz



## LTE from 2.3GHz to 2.7GHz



## Wi-Fi 2.4GHz and 5GHz





## DIMENSIONS

