

# QuMax for Peplink MAX BR1 Mini 5G

## INTEGRATED MULTI-BAND LTE & 5G PANEL ANTENNA + PLACE TO INSTALL PEPLINK MAX BR1 MINI 5G (ALL-IN-ONE)

QuMax for Peplink MAX BR1 Mini 5G is a high performance directional antenna designed for use in a variety of wireless communication applications. This all-in-one product consists of multi-band 5G antennas integrated in IP68 enclosure. It offers 7.5 dBi gain and wide beamwidth, which makes it suitable for use in both urban and rural environments.

Combining QuMax with Peplink MAX BR1 Mini 5G inside the antenna housing gives you complete outdoor solution with multiple use scenarios such as transportation public, energy, mining IoT and more.

**5G**  
**617-6000MHz**  
**7 dBi**  
**DIRECTIONAL**  
**IP 68**  
**-40° TO +80°**

MOUNTING SYSTEM WITH TWO  
PLANES, 60 DEGREES REGULATION




ANTENNA **PERFECTLY MATCHED** WITH  
THE ROUTER



OUTDOOR ANTENNA WORKS IN **ANY**  
**WEATHER CONDITIONS**, IP68



MADE IN **EUROPE**



## 5G / LTE ANTENNA SPECIFICATION

FREQUENCY	0.617 - 0.96 GHz 1.7 - 2.7 GHz 3.3 - 4.6 GHz 4.7 - 6.0 GHz
GAIN	0.617 - 0.96 GHz: 6 dBi 1.7 - 2.7 GHz: 7 dBi 3.3 - 4.6 GHz: 7 dBi 4.7 - 6.0 GHz: 5.5 dBi
SUPPORTED LTE BANDS	1, 2, 3, 4, 5, 7, 8, 9, 10, 12, 13, 14, 17, 18, 19, 20, 22, 25, 26, 27, 28, 29, 30, 33, 34, 35, 36, 37, 38, 39, 40, 41, 42, 43, 44, 46, 47, 48, 49, 52, 53, 65, 66, 67, 68, 69, 71, 85, 103, 106
SUPPORTED 5G BANDS	n1, n2, n3, n5, n7, n8, n12, n13, n14, n18, n20, n25, n26, n28, n29, n30, n34, n38, n39, n40, n41, n46, n47, n48, n53, n65, n66, n67, n71, n77, n78, n80, n81, n82, n83, n84, n85, n86, n89, n90, n95, n97, n98, n100, n101, n255
VSWR	<2.00, max <3.00
BEAMWIDTH	80°/80° ±15°
POLARIZATION	X (±45degrees)
IMPEDANCE	50 Ω

## MECHANICAL SPECIFICATION

MATERIALS	ABS, aluminum, PTFE, Fiberglass
CONNECTOR TYPE	RJ45
INGRESS PROTECTION	IP68
DIMENSIONS	486.0 x 292.2 x 175.6 mm 19.13 x 11.50 x 6.87 inch
WEIGHT	2.8 kg 6.17 lbs
OPERATING TEMPERATURE	From -40°C to 80°C From -40°F to 176°F
MAST DIAMETER	25-60mm 0.98-2.36 inch

## FREQUENCY BANDS

LTE / 4G	1	2	3	4	5	7	8	617 MHz	6000M Hz
	9	10	12	13	14	17	18		
	19	20	22	25	26	27	28		
	29	30	33	34	35	36	37		
	38	39	40	41	42	43	44		
	46	47	48	49	52	53	65		
	66	67	68	69	71	85	103		
	106								

5G

617  
MHz

6000  
MHz

n1

n2

n3

n5

n7

n8

n12

n13

n14

n18

n20

n25

n26

n28

n29

n30

n34

n38

n39

n40

n41

n46

n47

n48

n53

n65

n66

n67

n71

n77

n78

n80

n81

n82

n83

n84

n85

n86

n89

n90

n95

n97

n98

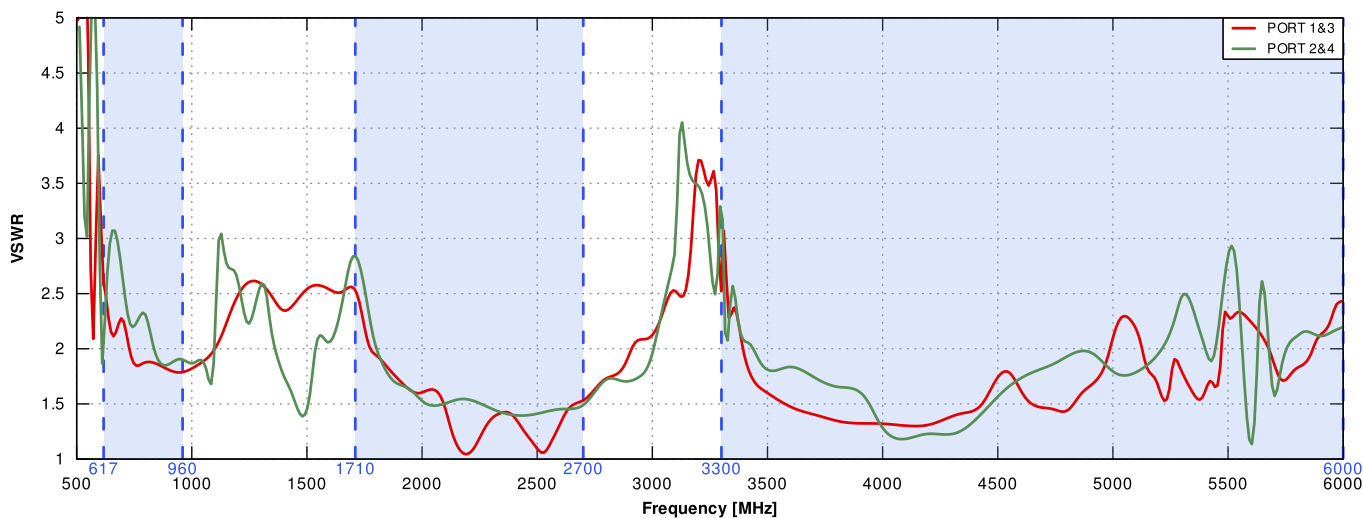
n100

n101

n256

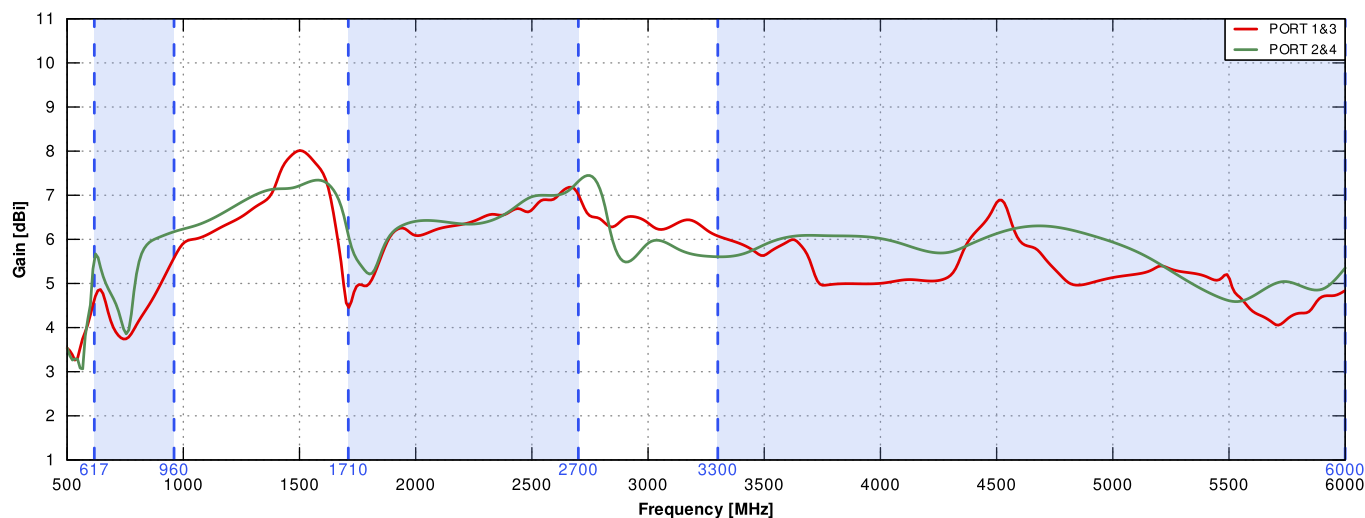
## PLOTS

VSWR for 5G/LTE antenna

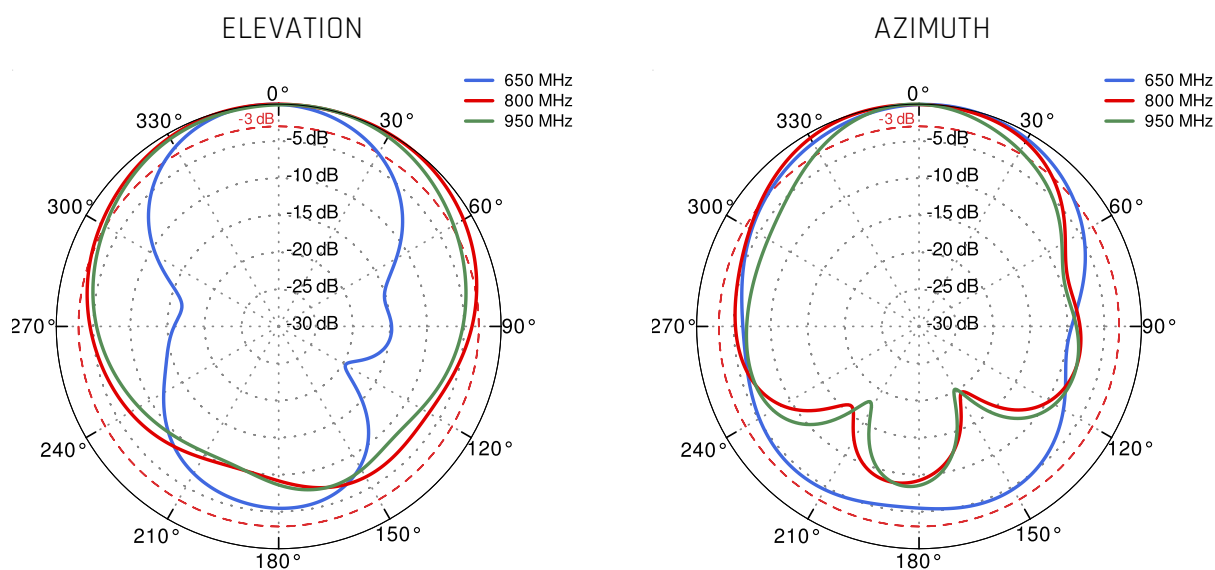




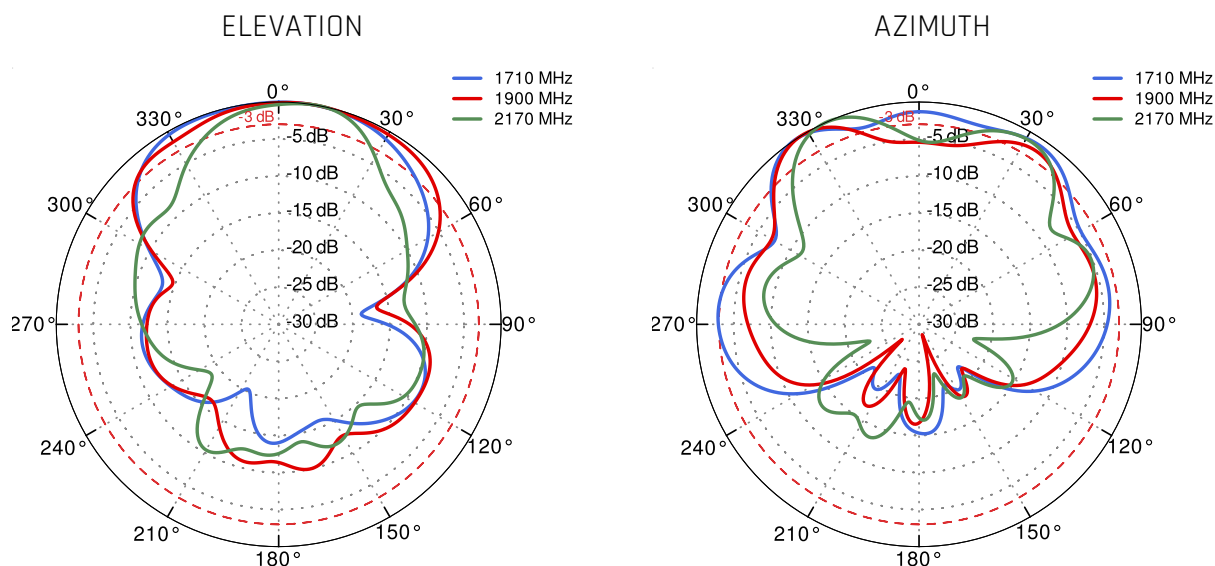
## Gain for 5G/LTE antenna



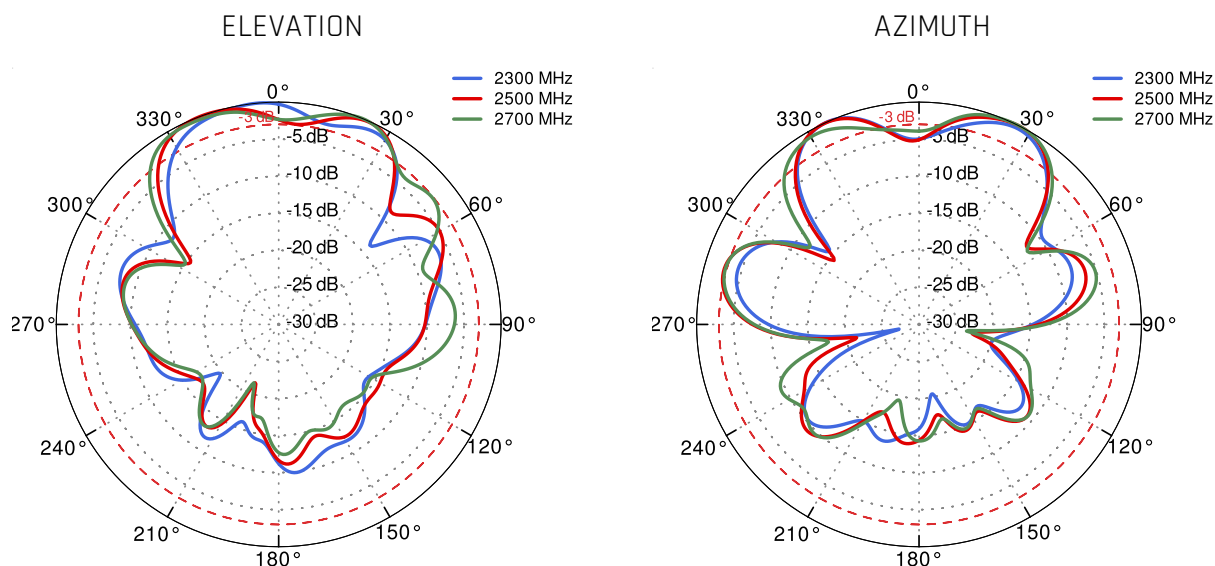
## PORT 1&3 - 5G/LTE from 650MHz to 950MHz



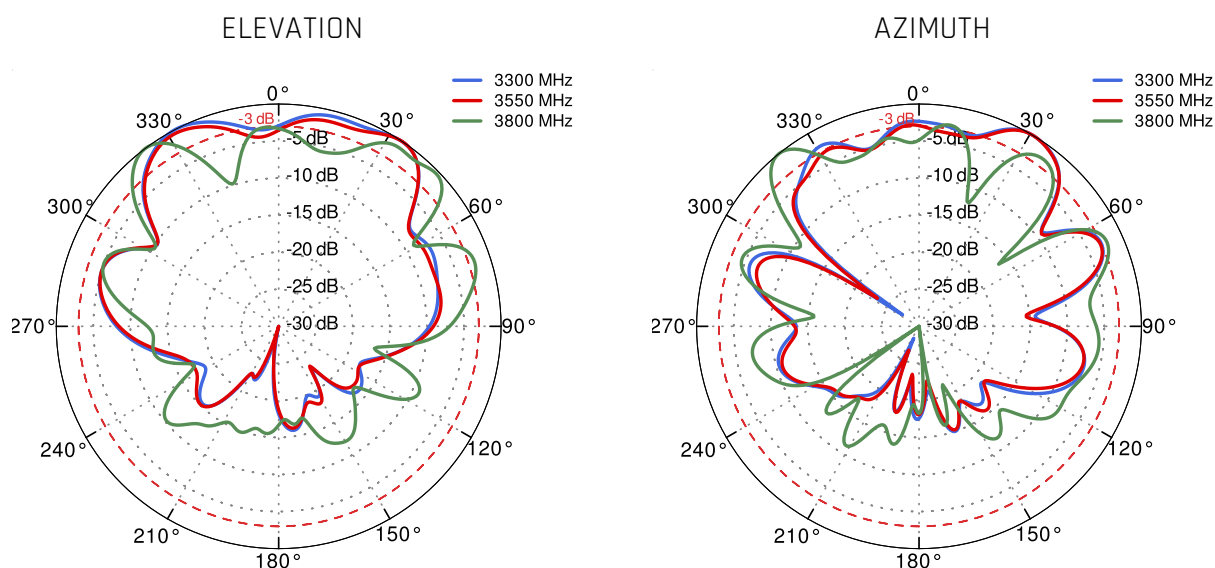
## PORT 1&3 - 5G/LTE from 1.71GHz to 2.17GHz



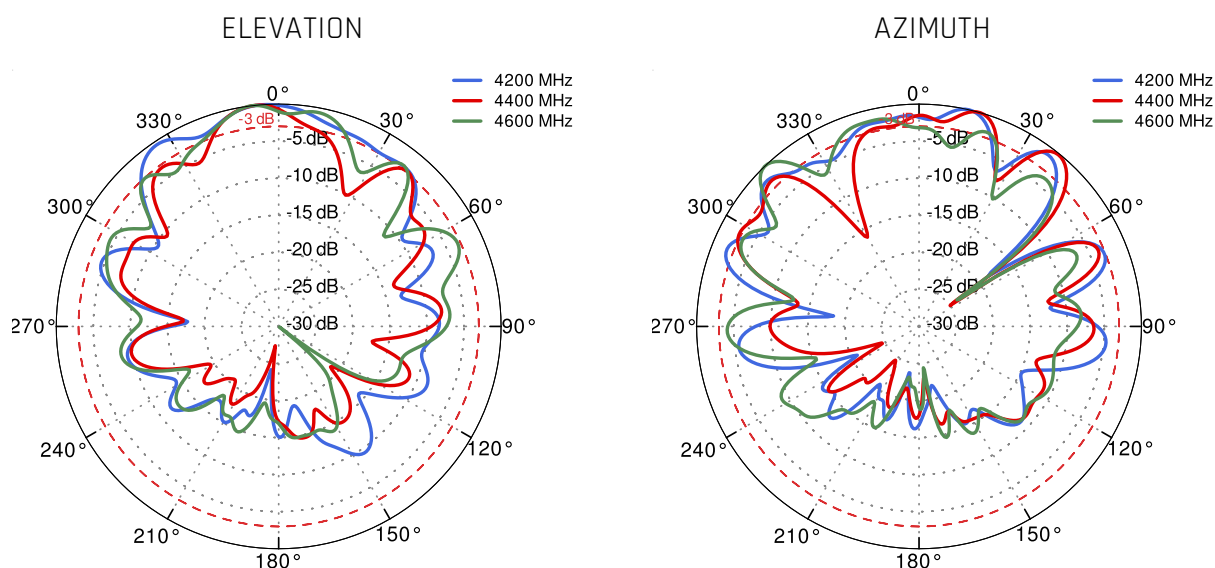
## PORT 1&3 - 5G/LTE from 2.3GHz to 2.7GHz



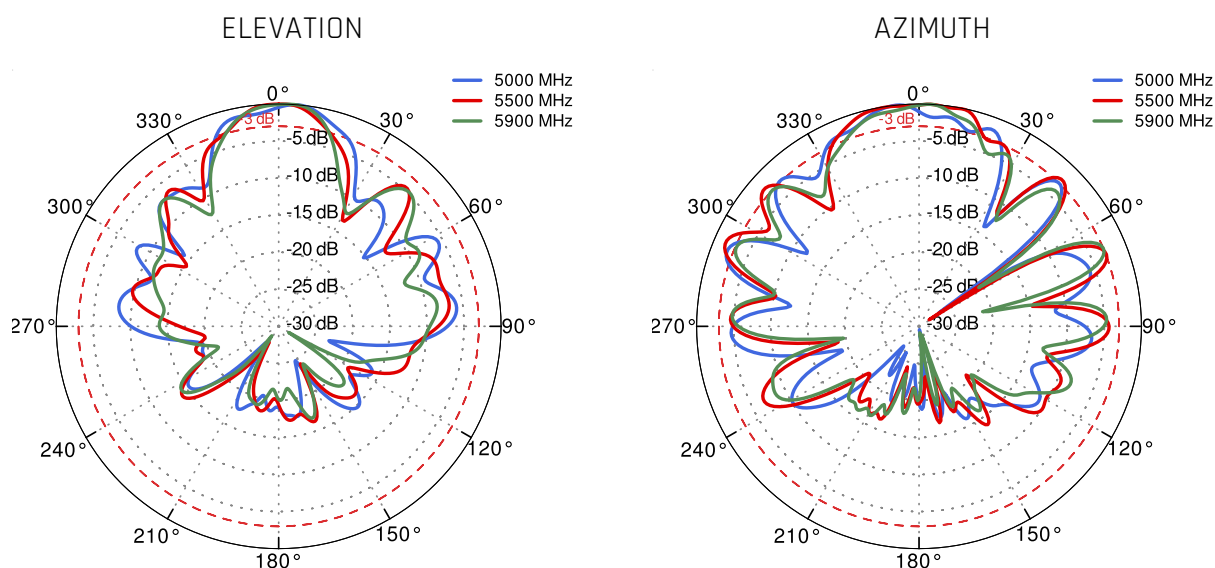
## PORT 1&3 - 5G/LTE from 3.3GHz to 3.8GHz



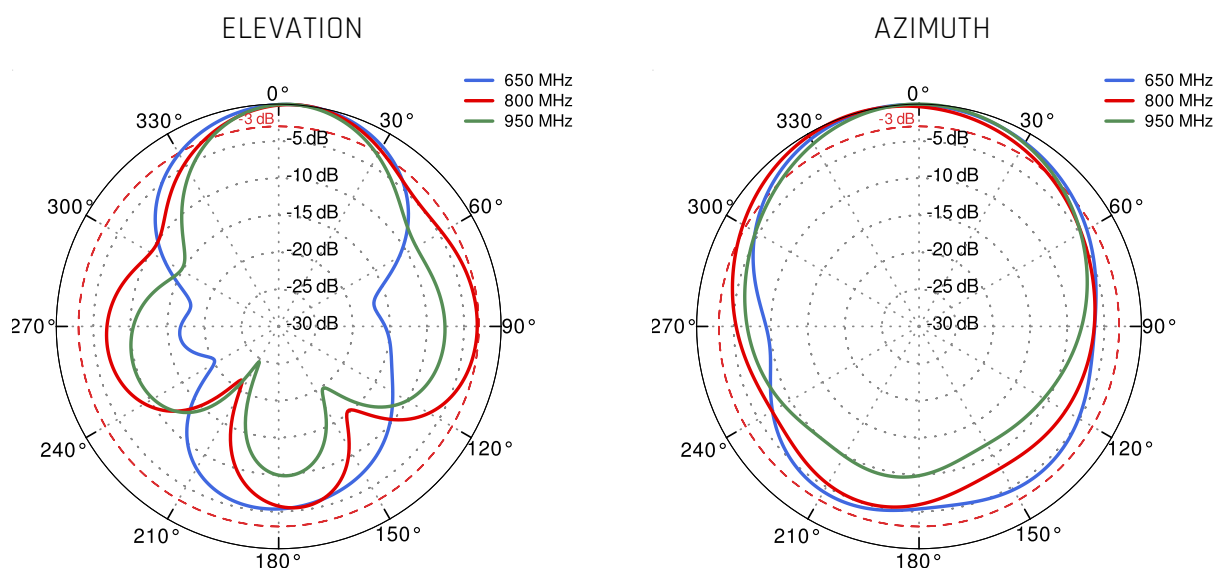
## PORT 1&3 - 5G/LTE from 4.2GHz to 4.6GHz



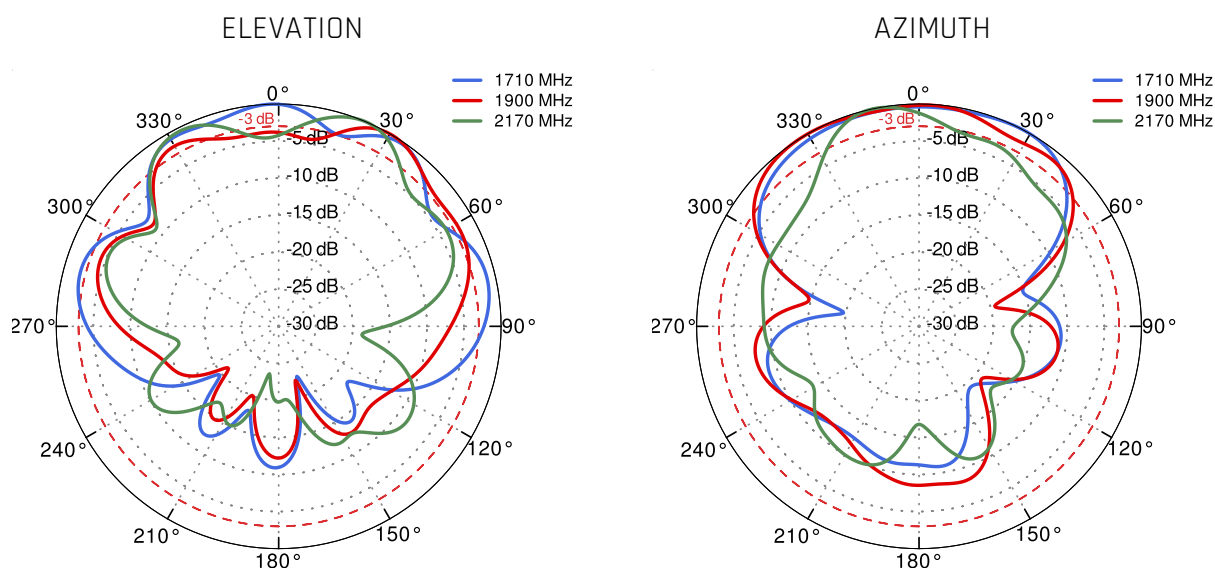
## PORT 1&3 - 5G/LTE from 5.0GHz to 5.9GHz



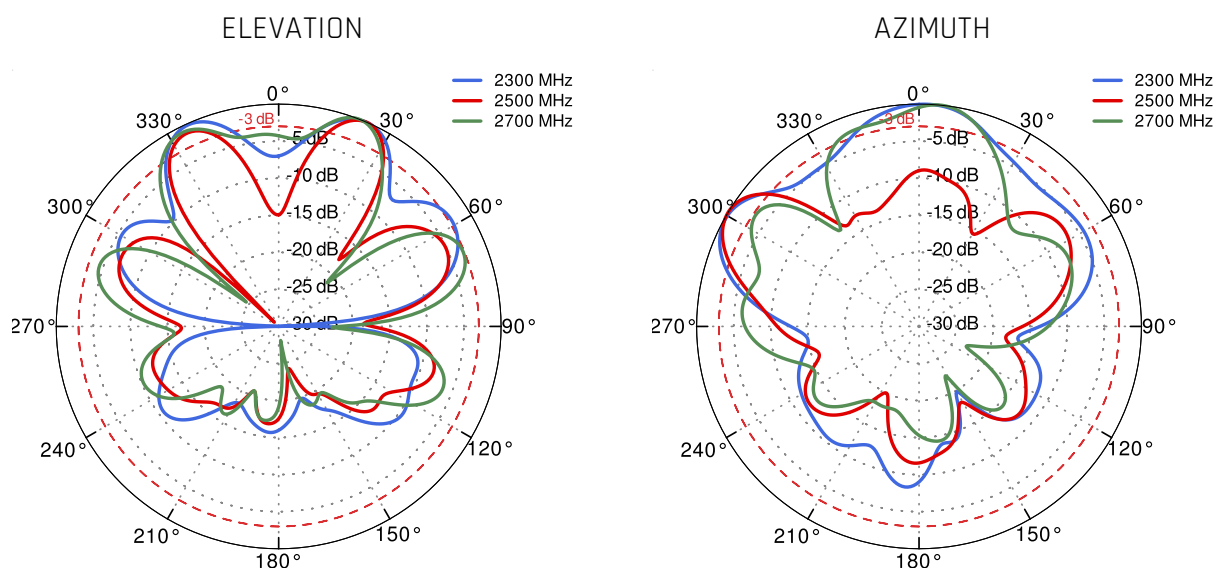
## PORT 2&4 - 5G/LTE from 650MHz to 950MHz



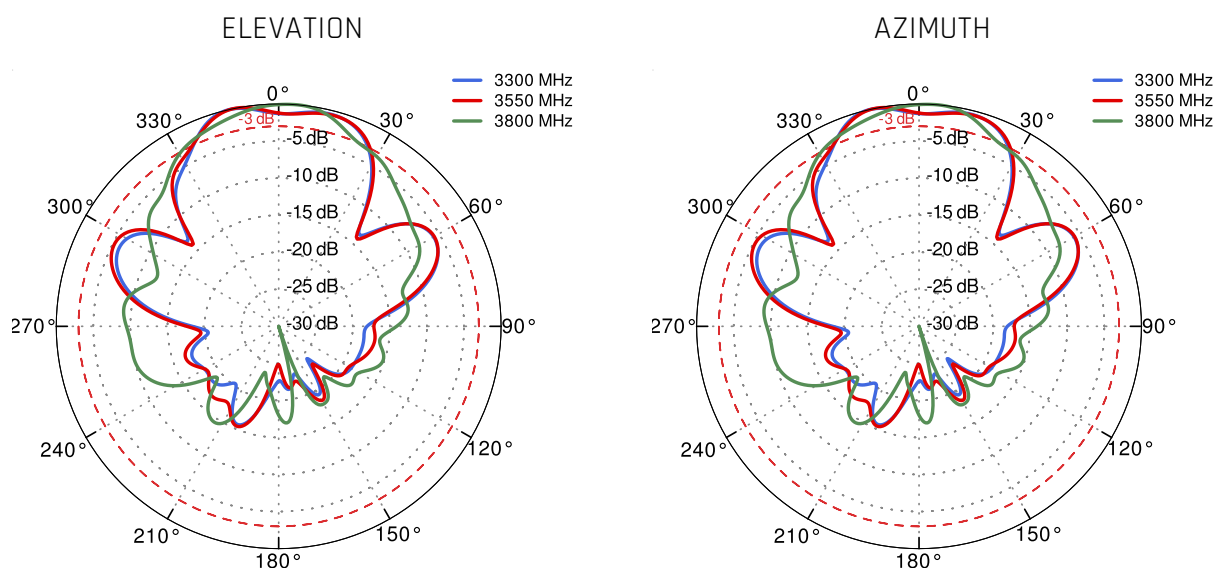
## PORT 2&4 - 5G/LTE from 1.71GHz to 2.17GHz



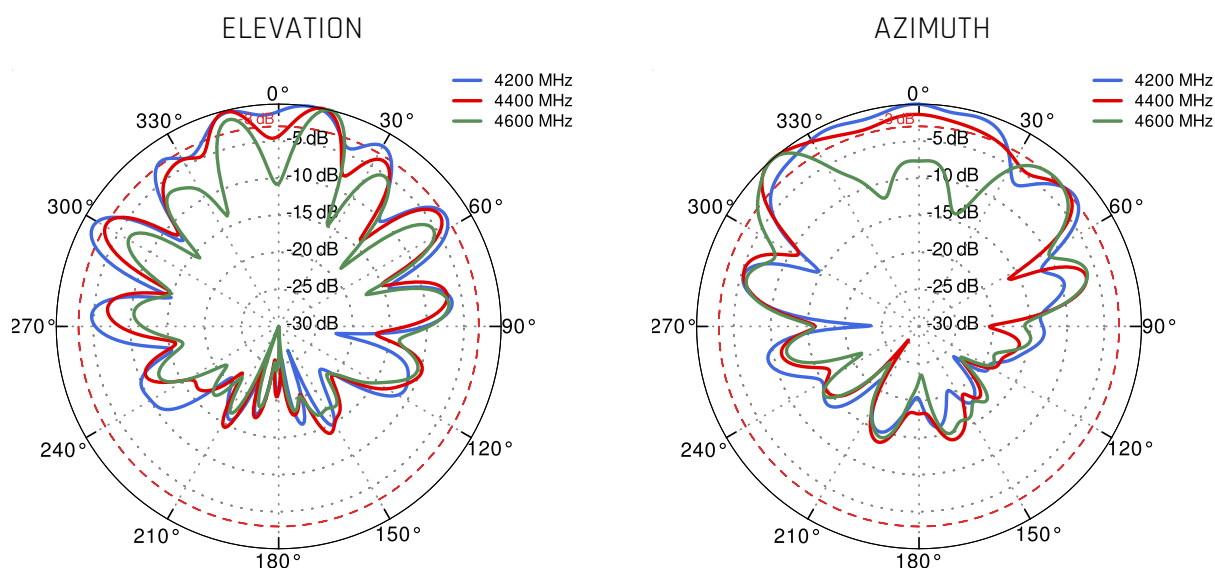
## PORT 2&4 - 5G/LTE from 2.3GHz to 2.7GHz



## PORT 2&4 - 5G/LTE from 3.3GHz to 3.8GHz

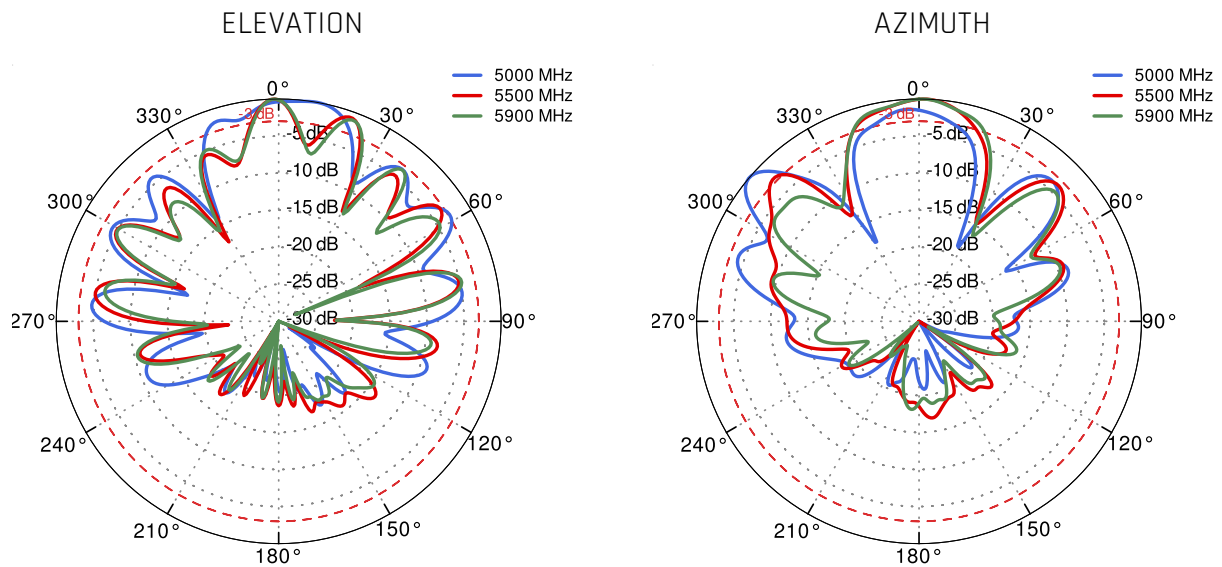


## PORT 2&4 - 5G/LTE from 4.2GHz to 4.6GHz





## PORT 2&4 - 5G/LTE from 5.0GHz to 5.9GHz



## DIMENSIONS

