


QuMax XR LTE

Integrated outdoor multi band eXtra Range LTE directional antenna + place to install Teltonika RUT200/240/241/950/951/955/956/X09/X11

QuMAX eXtra Range LTE offers the most powerful directional LTE antenna of all QuWireless antennas. It is dedicated to connections with long distance to base station. It is designed to have Teltonika router installed inside IP67 enclosure. It is the first choice for fixed installations in industrial environment. There is also space for mounting internal genuine Teltonika GPS and Wi-Fi antennas inside the antenna enclosure.

Compatible Teltonika routers: RUT200, RUT240, RUT241, RUT900, RUT901, RUT950, RUT951, RUT955, RUT956, RUTX09, RUTX11.

NOTE: There is also available version with extreme high gain antenna for high bands (2300-2700 MHz) – QuMax XR LTE High Band



UNIVERSAL MOUNTING BRACKET



LTE ANTENNA SPECIFICATION

FREQUENCY	694 - 960 MHz 1.7 - 2.2 GHz 2.2 - 2.7 GHz
SUPPORTED LTE/5G BANDS	1, 2, 3, 4, 5, 7, 8, 9, 10, 12, 13, 14, 17, 18, 19, 20, 25, 26, 27, 28, 29, 30, 33, 34, 35, 36, 37, 38, 39, 40, 41, 44, 53, 65, 66, 67, 68, 69, 85, 103, n80, n81, n82, n83, n84, n86, n89, n90, n95, n97, n98, n100, n101, n256
GAIN	694 - 960 MHz : 7 dBi 1.7 - 2.2 GHz : 7 dBi 2.2 - 2.7 GHz : 7 dBi
VSWR	<1.70, max <2.00
BEAMWIDTH	70° / 70° ±15°
POLARIZATION	Dual polarized X-Pol
IMPEDANCE	50 Ω
FRONT-TO-BACK	>10 dB

MECHANICAL SPECIFICATION

MATERIALS	ABS, aluminum, PTFE, Fiberglass
CONNECTOR TYPE	RJ45
INGRESS PROTECTION	IP67
DIMENSIONS	392 x 392 x 99 mm 15.43 x 15.43 x 3.90 inch
WEIGHT	3.7 kg 8.16 lbs
OPERATING TEMPERATURE	From -40°C to 80°C From -40°F to 176°F
ENCLOSURE RECOMMENDED TIGHTENING TORQUE	0.6 - 0.8 Nm
MAST DIAMETER	25-66mm 0.98-2.60 inch

FREQUENCY BANDS

LTE / 4G GSM

617 MHz	5	8	12	13	14	17	18	960 MHz
	19	20	26	27	28	29	44	
	67	68	85	103	n81	n82	n83	
	n89	n100						

LTE / 4G UMTS

1710 MHz	1	2	3	4	9	10	25	2170 MHz
	33	34	35	36	37	39	n80	
	n84	n86	n95	n98	n101			

LTE / 4G WCS DARS

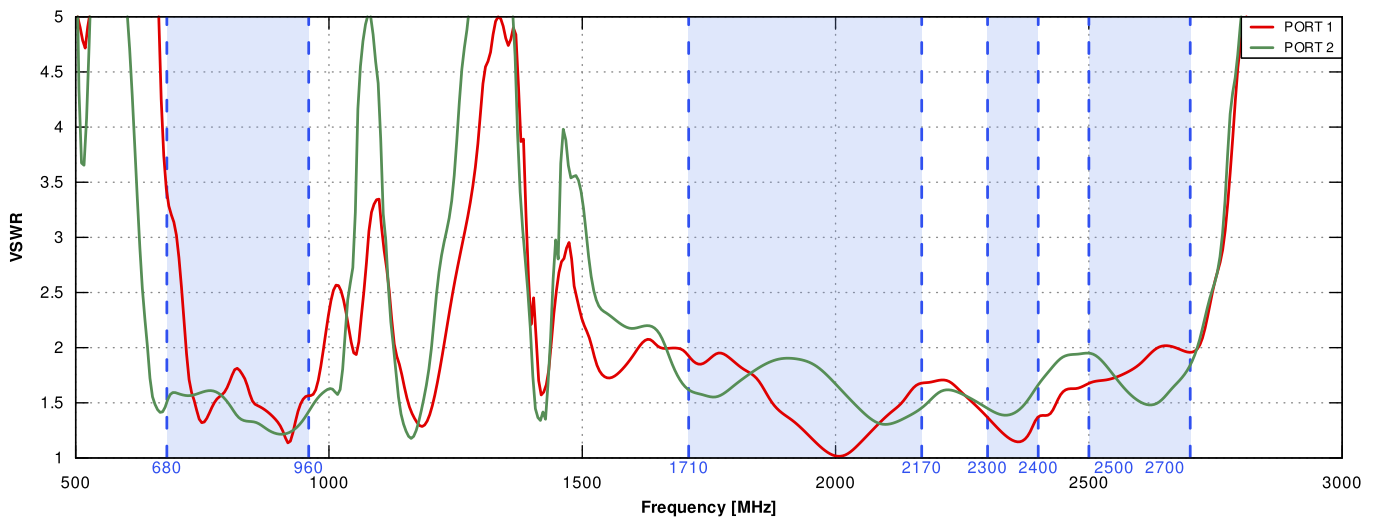
2300 MHz	30	40	n97					2400 MHz
-------------	----	----	-----	--	--	--	--	-------------

LTE / 4G

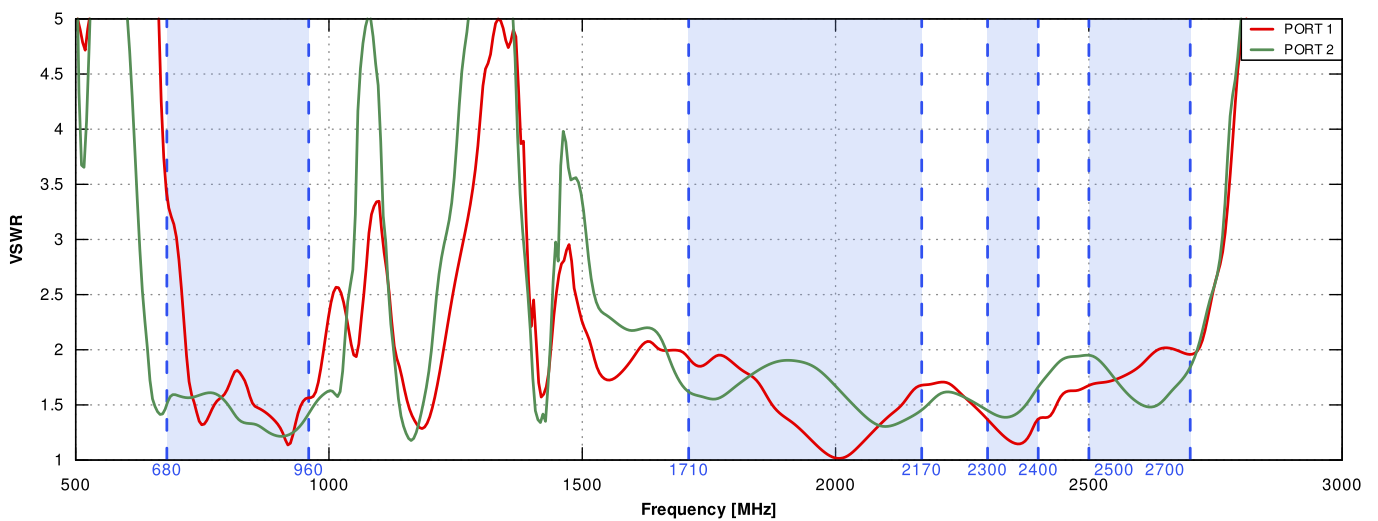
2400 MHz	7	38	41	53	69	n90		2700 MHz
-------------	---	----	----	----	----	-----	--	-------------

PLOTS

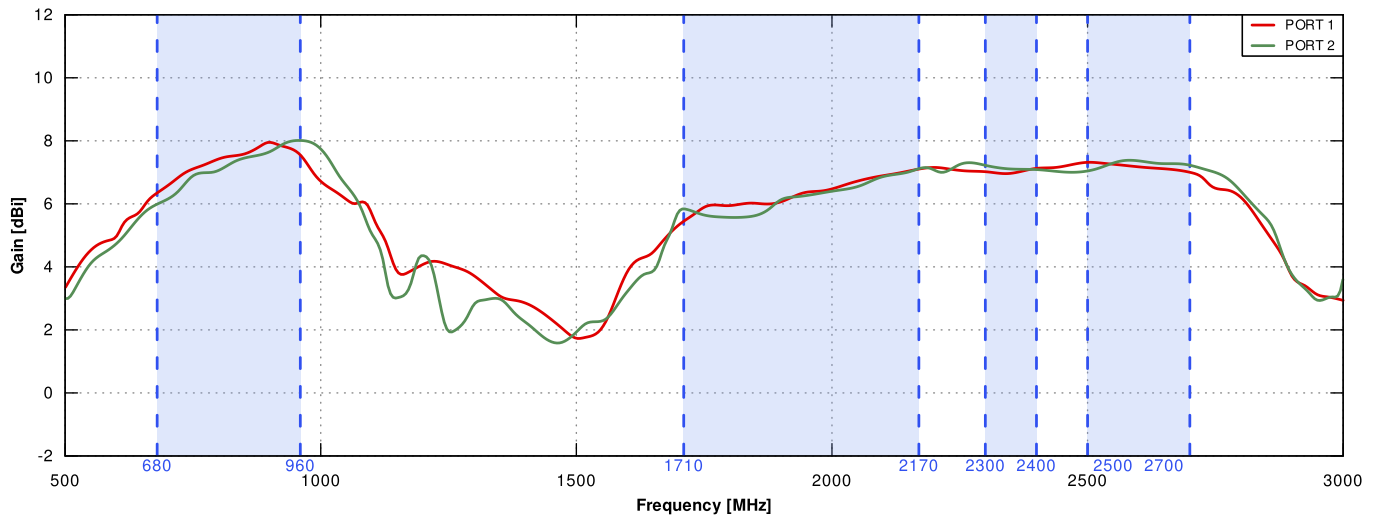
VSWR for LTE antenna PORT 1



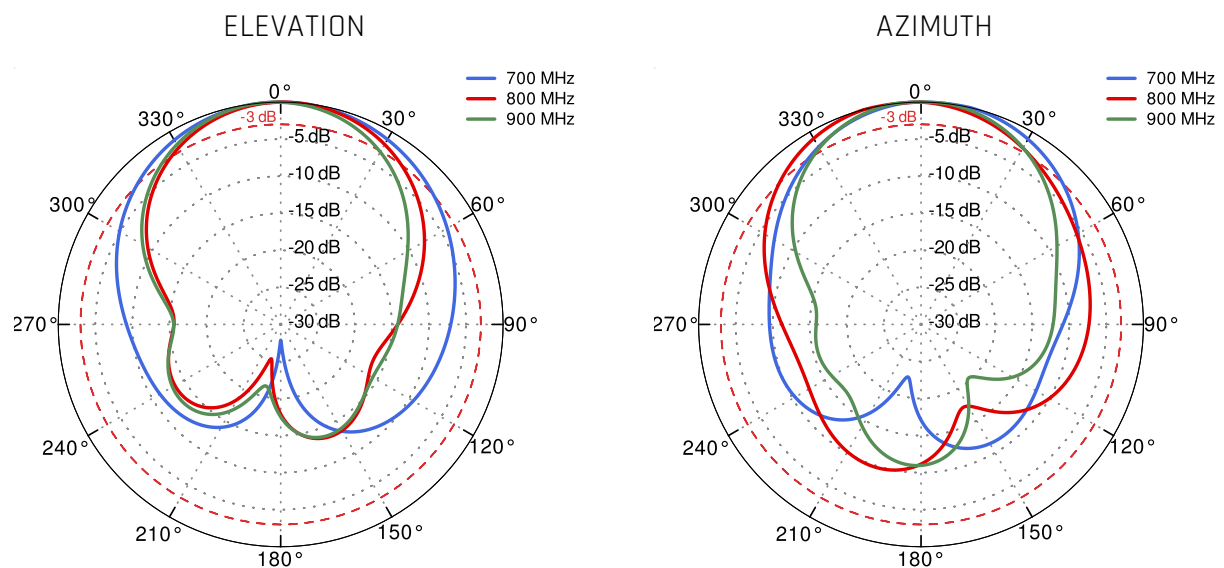
VSWR for LTE antenna PORT 2



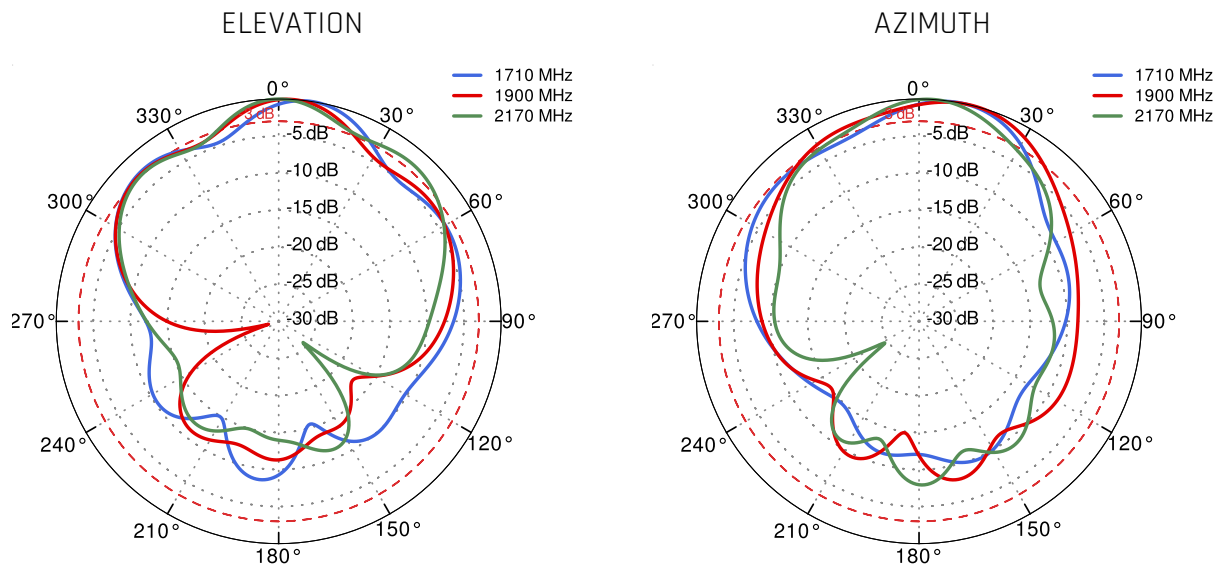
Gain for LTE antenna



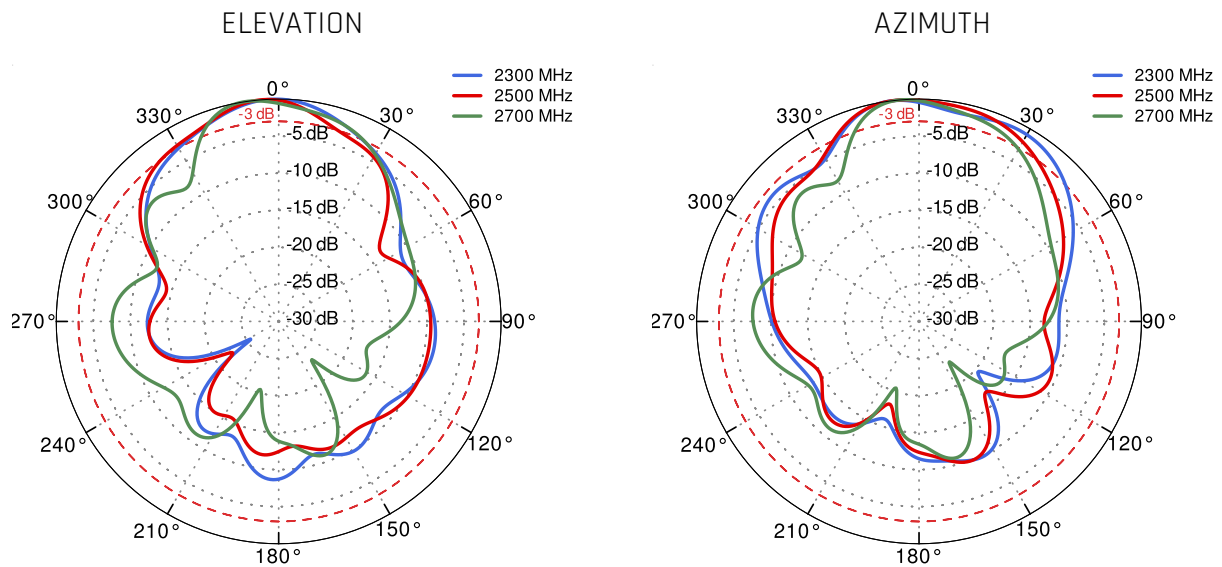
Port 1 700MHz to 900MHz



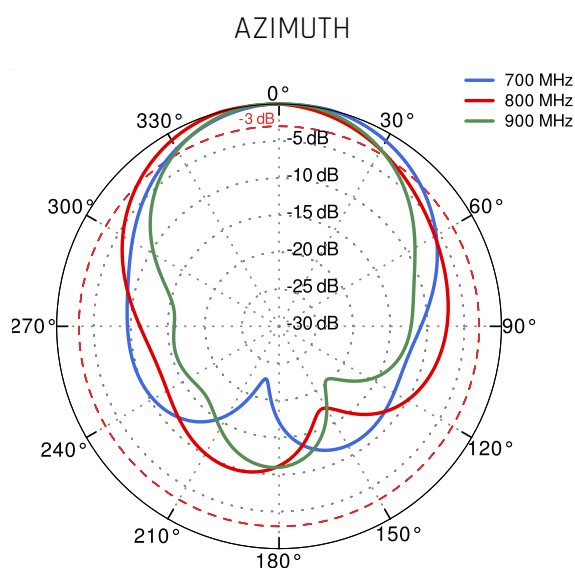
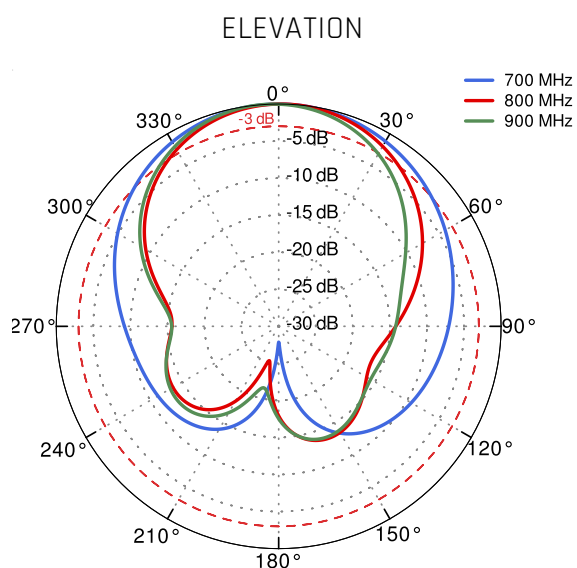
Port 1 1.71GHz to 2.17GHz



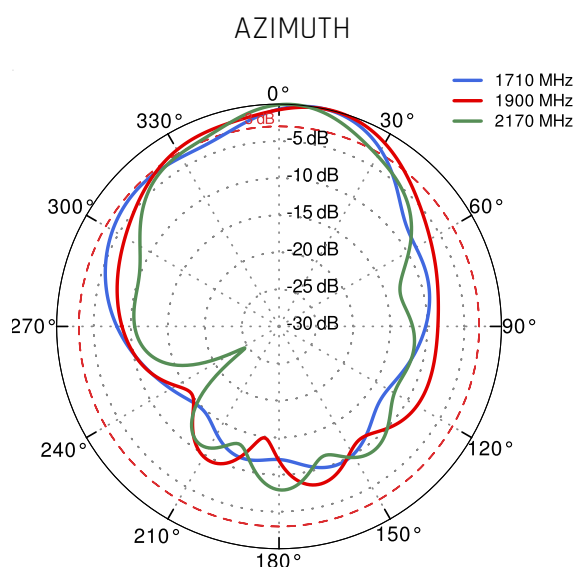
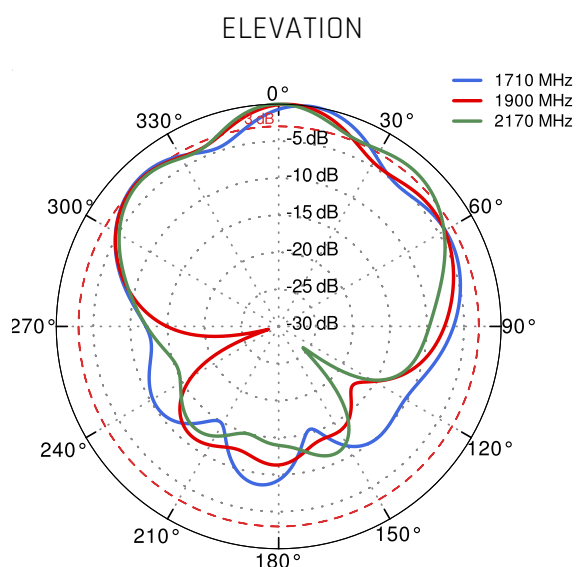
Port 1 2.3GHz to 2.7GHz



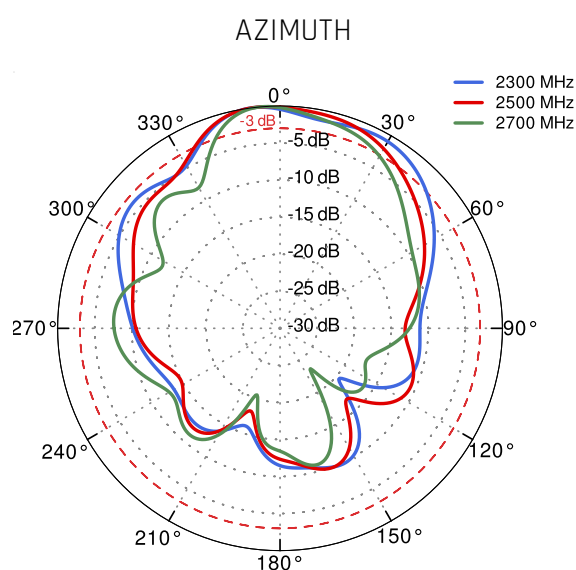
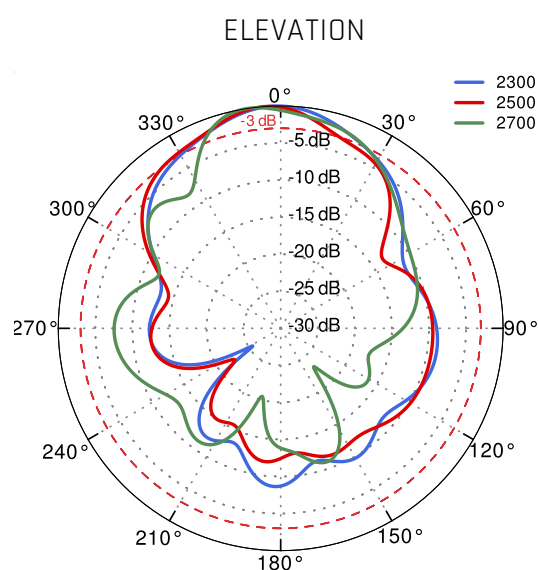
Port 2 700MHz to 900MHz



Port 2 1.71GHz to 2.17GHz



Port 2 2.3GHz to 2.7GHz



DIMENSIONS

