

QuMax for RUT2xx

Integrated outdoor multi band high power LTE directional antenna + outdoor Wi-Fi omni antenna + place to install Teltonika RUT260/RUT241/RUT240/RUT200/RUT230 (All-in-one)

QuMAX offers the most powerful directional LTE antenna of all QuWireless antennas. It is dedicated to connections with long distance to base station. It is designed to have Teltonika **RUT260, RUT241, RUT240, RUT230** or **RUT200** router installed inside IP67 enclosure. It is the first choice for fixed installations in industrial environment. **It has embedded also outdoor Wi-Fi omni antennas.**

NOTE: For RUT230 one LTE antenna is unplugged.

4G
LTE**Wi Fi** 2.4GHz
694-2700MHz
6 dBi
DIRECTIONAL
IP 67
-40° TO +80°

OUTDOOR ANTENNA WORKS IN **ANY**
WEATHER CONDITIONS, IP67




ANTENNA **PERFECTLY MATCHED** WITH
THE ROUTER



PASSIVE **POE** SUPPORT



MADE IN **EUROPE**



LTE ANTENNA SPECIFICATION

FREQUENCY	694 - 960 MHz 1.7 - 2.2 GHz 2.2 - 2.7 GHz
SUPPORTED LTE/5G BANDS	1, 2, 3, 4, 5, 7, 8, 9, 10, 12, 13, 14, 17, 18, 19, 20, 25, 26, 27, 28, 29, 30, 33, 34, 35, 36, 37, 38, 39, 40, 41, 44, 53, 65, 66, 67, 68, 69, 85, 103, n80, n81, n82, n83, n84, n86, n89, n90, n95, n97, n98, n100, n101, n256
GAIN	694 - 960 MHz : 4 dBi 1.7 - 2.2 GHz : 5 dBi 2.2 - 2.7 GHz : 6 dBi
VSWR	<1.30, max <1.8
BEAMWIDTH	90°/90° ±30°
POLARIZATION	Vertical
IMPEDANCE	50 Ω

WI-FI ANTENNA SPECIFICATION

FREQUENCY	2.4 - 2.5 GHz
GAIN	6 dBi
VSWR	<1.70, max <2.00
BEAMWIDTH	360°/25° ±5°
POLARIZATION	Vertical
IMPEDANCE	50 Ω

MECHANICAL SPECIFICATION

MATERIALS	ABS, aluminum, PTFE, Fiberglass
CONNECTOR TYPE	RJ45 + Nf + Nm in external omni Wi-Fi antenna
INGRESS PROTECTION	IP67
DIMENSIONS	272 x 276 x 96 mm 10.71 x 10.87 x 3.78 inch
WEIGHT	1.8 kg 3.97 lbs
OPERATING TEMPERATURE	From -40°C to 80°C From -40°F to 176°F
MAST DIAMETER	25-60mm 0.98-2.36 inch

FREQUENCY BANDS

LTE / 4G GSM	<div>694 MHz</div> <div><div>5</div><div>8</div><div>12</div><div>13</div><div>14</div><div>17</div><div>18</div><div>19</div><div>20</div><div>26</div><div>27</div><div>28</div><div>29</div><div>44</div><div>67</div><div>68</div><div>85</div><div>103</div><div>n81</div><div>n82</div><div>n83</div><div>n89</div><div>n100</div></div> <div>960 MHz</div>
LTE / 4G UMTS	<div>1710 MHz</div> <div><div>1</div><div>2</div><div>3</div><div>4</div><div>9</div><div>10</div><div>25</div><div>33</div><div>34</div><div>35</div><div>36</div><div>37</div><div>39</div><div>n80</div><div>n84</div><div>n86</div><div>n95</div><div>n98</div><div>n101</div></div> <div>2170 MHz</div>

LTE / 4G WCS DARS

2300
MHz

30

40

n97

2400
MHz

LTE / 4G

2400
MHz

7

38

41

53

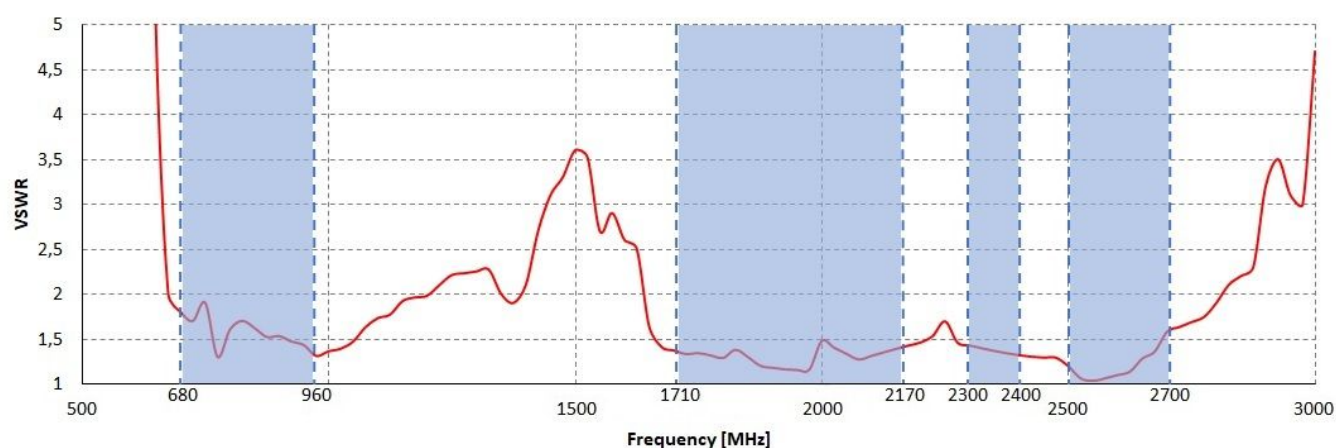
69

n90

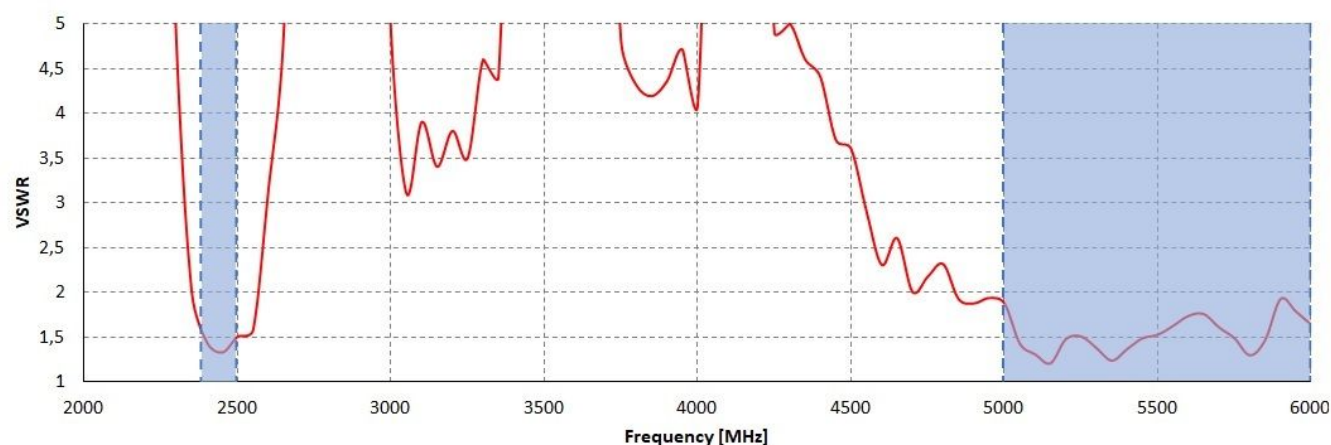
2700
MHz

PLOTS

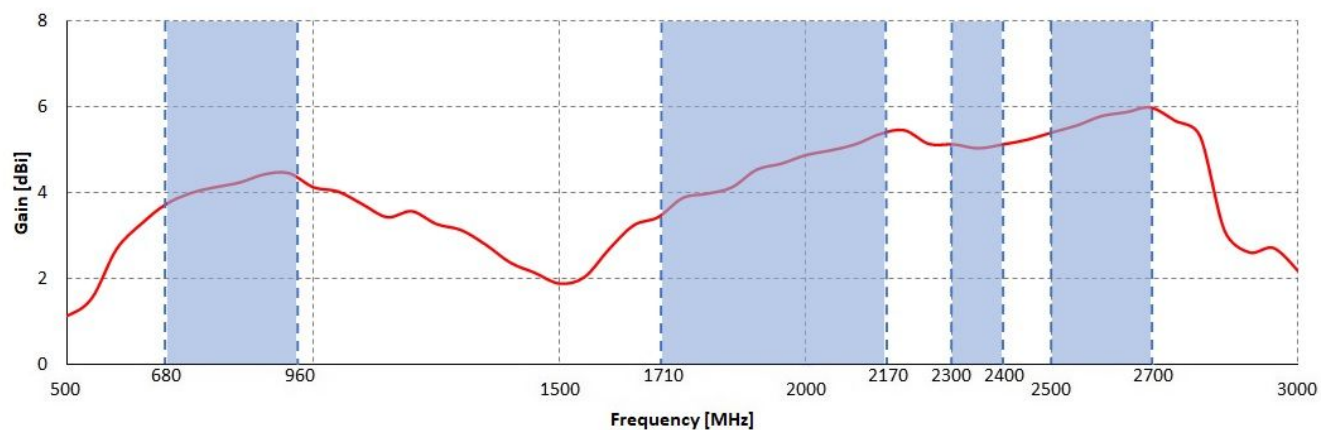
VSWSR for LTE antenna



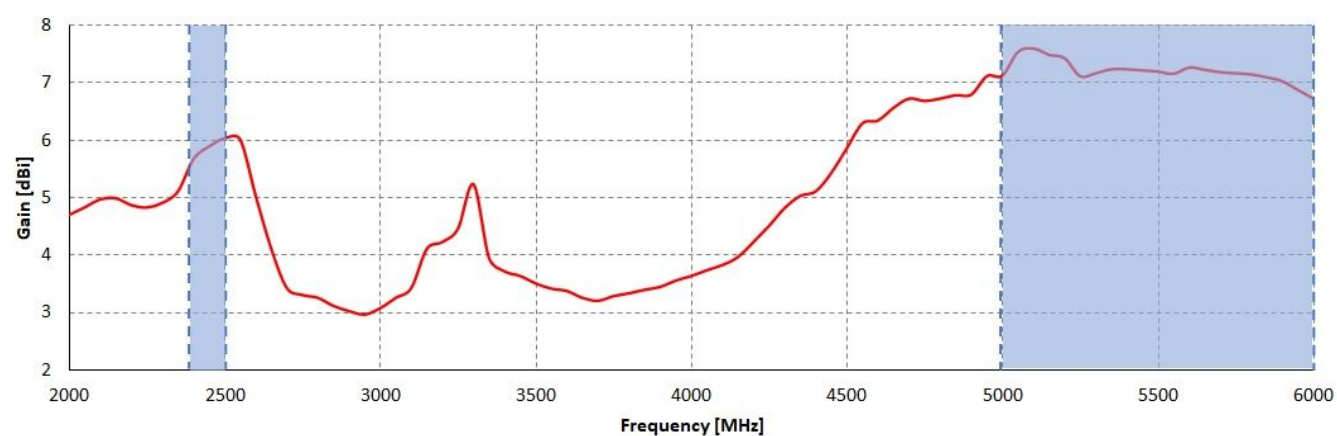
VSWSR for Wi-Fi antenna



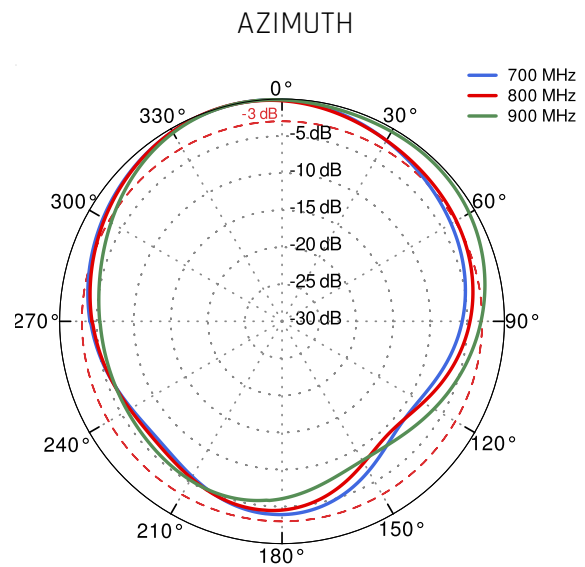
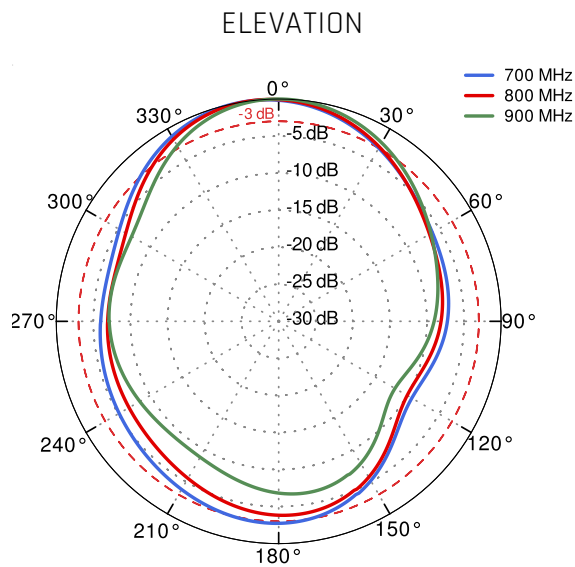
Gain for LTE antenna



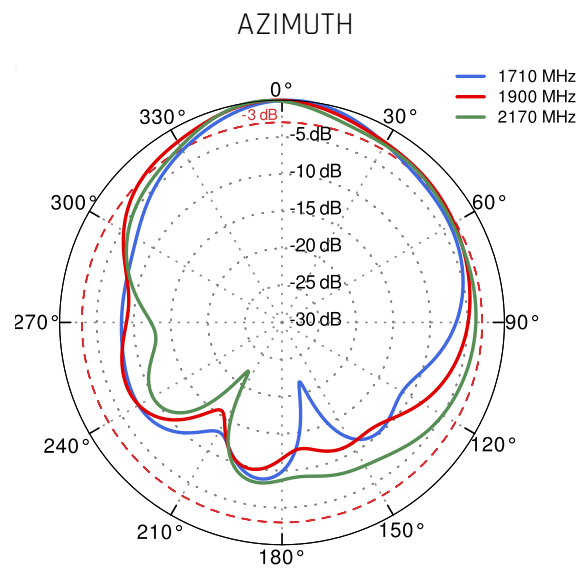
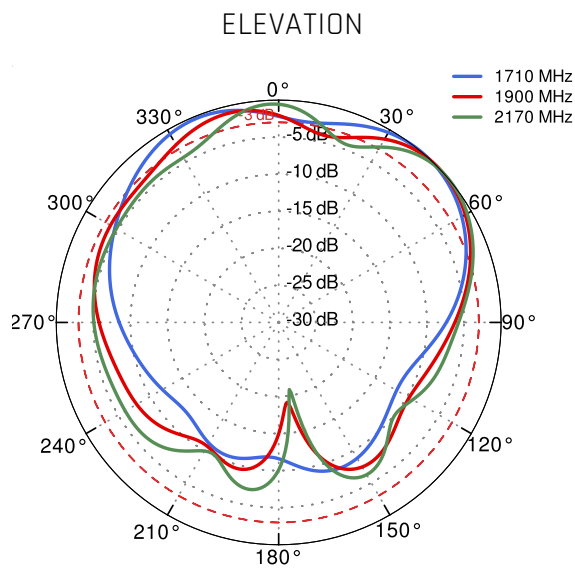
Gain for Wi-Fi antenna



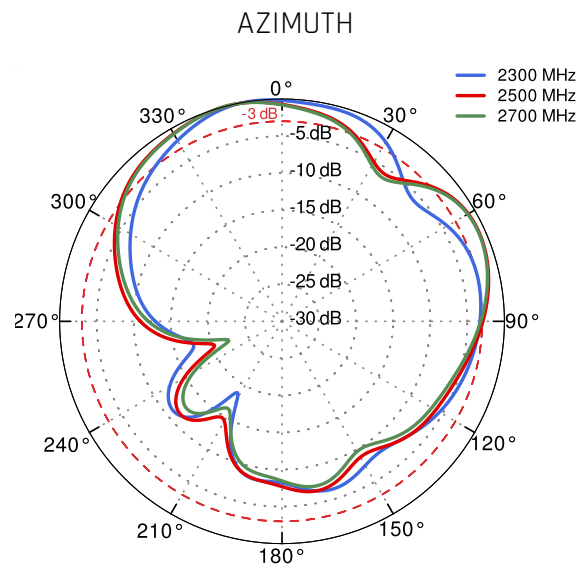
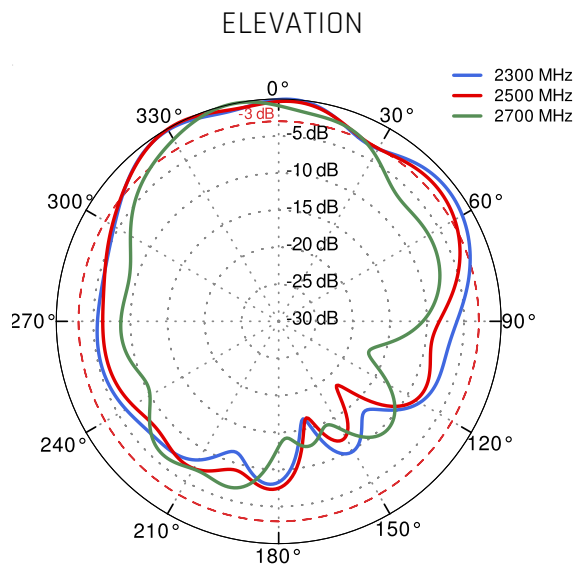
LTE from 700MHz to 900MHz



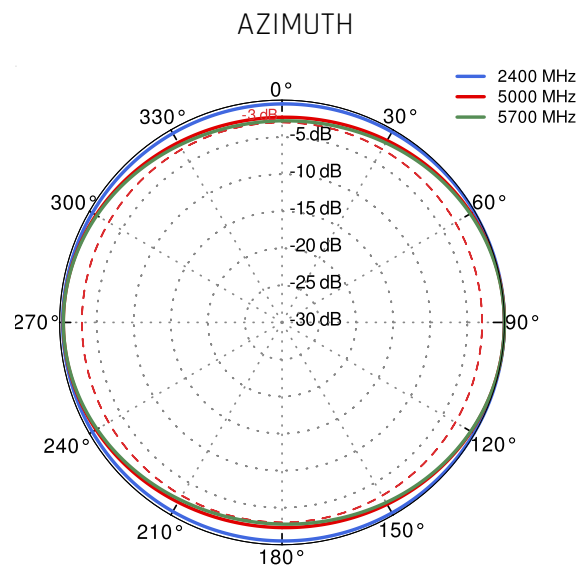
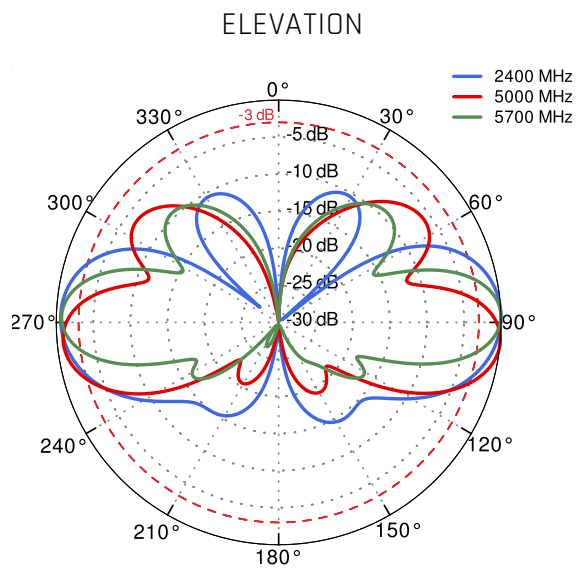
LTE from 1.71GHz to 2.17GHz



LTE from 2.3GHz to 2.7GHz



Wi-Fi 2.4GHz and 5GHz



DIMENSIONS

