


QuMax for Cisco 9120AXE

INTEGRATED MULTI-BAND WI-FI DIRECTIONAL ANTENNA + PLACE TO INSTALL CISCO 9120AXE (ALL-IN-ONE)

QuMax for Cisco 9120AXE is an outdoor Wi-Fi antenna designed to provide reliable wireless connectivity in a variety of environments. It is dedicated to connections with long distance to base station. It is designed to have Cisco 9120AXE router installed inside IP67 enclosure. It is the first choice for fixed installations in industrial environment.

Wi Fi 6E
2.4GHz + 5GHz
6GHz + 7GHz
9 dBi
4x4 MIMO
DIRECTIONAL
IP 67
-40° TO +80°

OUTDOOR ANTENNA WORKS IN **ANY**
WEATHER CONDITIONS, IP67




ANTENNA **PERFECTLY MATCHED** WITH
THE ACCESS POINT



WALL OR MAST MOUNTING SYSTEM
WITH **TWO PLANES, 60 DEGREES**
REGULATION



MADE IN **EUROPE**



WI-FI SPECIFICATION

FREQUENCY	2.4 - 2.5 GHz 5 - 7.125 GHz
GAIN	2.4 - 2.5 GHz: 8 dBi 5 - 7.125 GHz: 9 dBi
VSWR	< 1.80
BEAMWIDTH	2.4 - 2.5 GHz - 65°/65° 5 - 7.125 GHz - 60°/60°
POLARIZATION	Horizontal Vertical
IMPEDANCE	50 Ω

MECHANICAL SPECIFICATION

MATERIAL	ABS
CONNECTOR	RJ45
OUTER DIMENSIONS	27.2 x 27.6 x 9.6 cm 10.71 x 10.87 x 3.78 inch
WEIGHT	1.8 kg
OPERATING TEMPERATURE	-40°C to +80°C -40°F to 176°F
ENCLOSURE RECOMMENDED TIGHTENING TORQUE	0.6 - 0.8 Nm

MOUNTING KIT

DIMENSIONS

9.9 x 10.5 x 14.8 cm
3.9 x 4.13 x 5.83 inch

REGULATION RANGE

+/- 30°

MAST DIAMETER RANGE

25 - 66mm
0.98 - 2.60 inch

MATERIAL

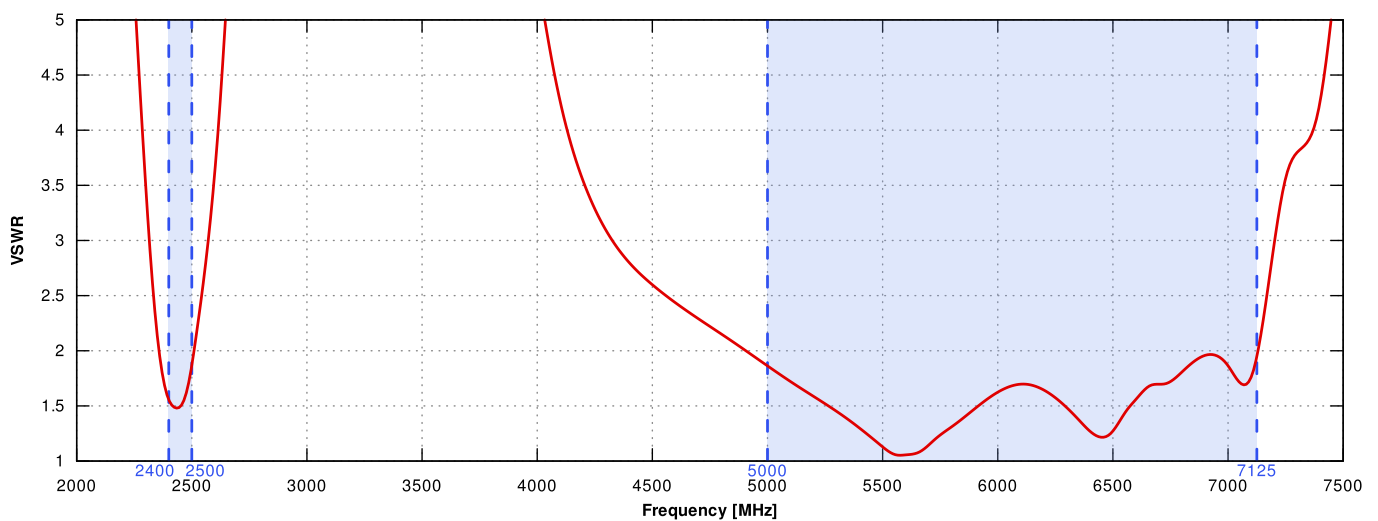
Polyamide with fiberglass + galvanized steel U-Bolts

MOUNTING PLACE

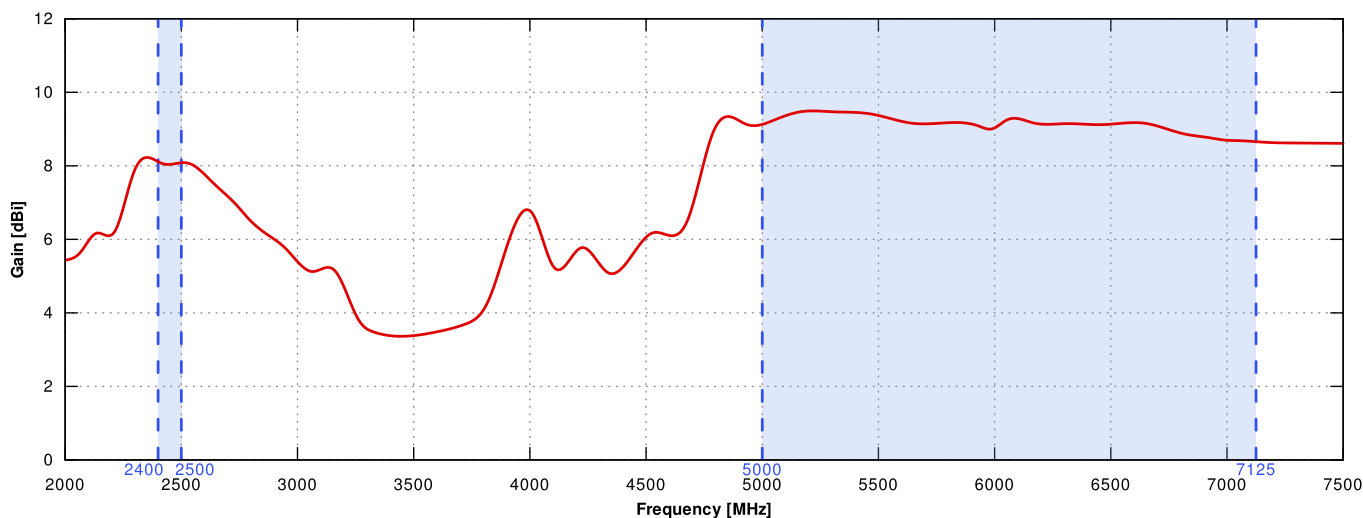
Wall or ceiling or mast

PLOTS

VSWR 

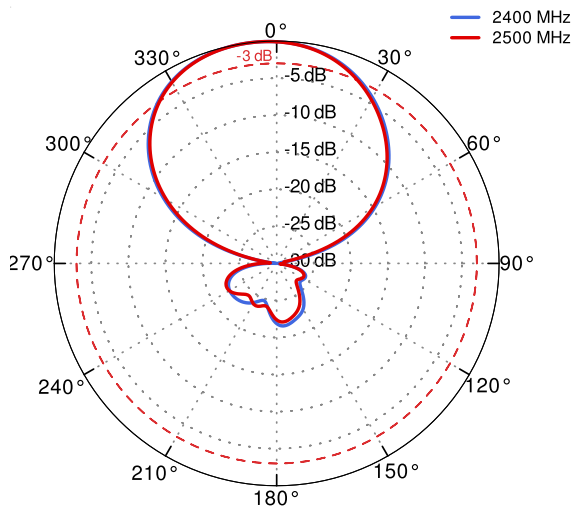


Gain

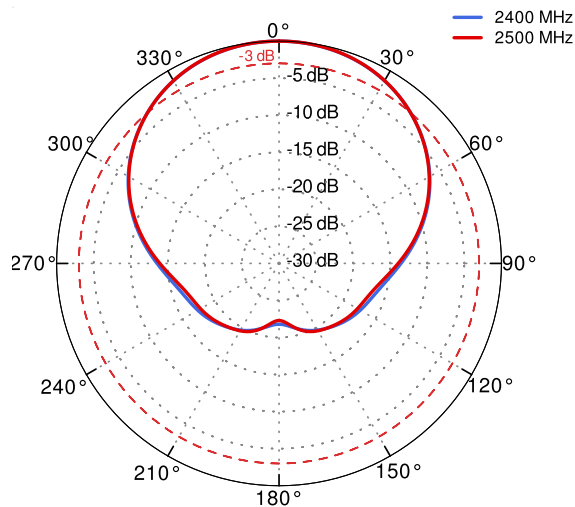


2.4GHz to 2.5GHz

PORT 1&3 ELEVATION

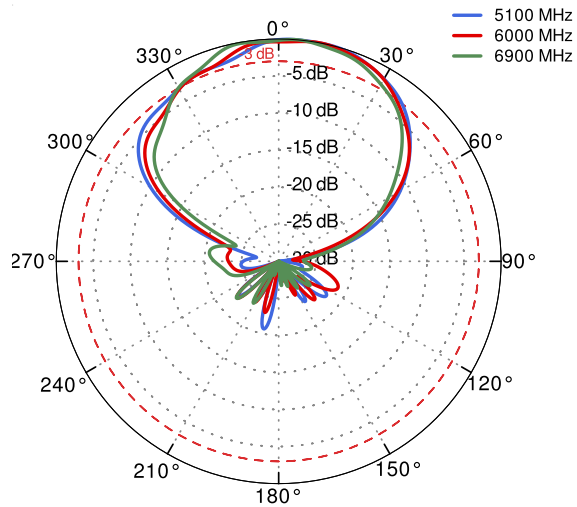


PORT 1&3 AZIMUTH

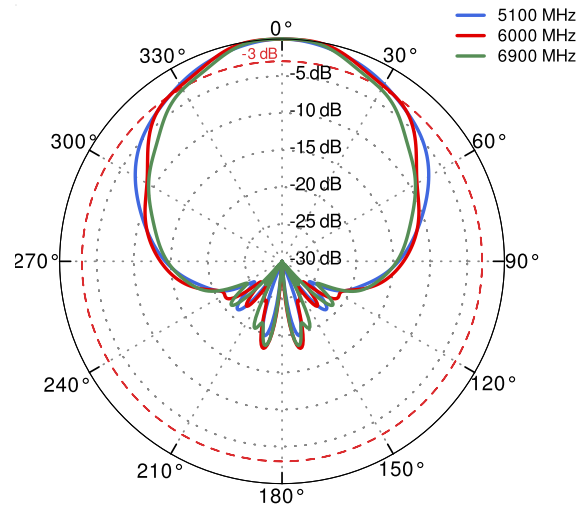


5GHz to 6GHz

PORT 1&3 ELEVATION

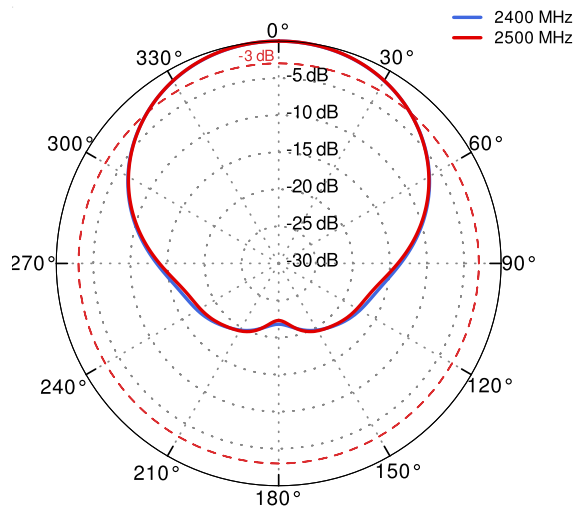


PORT 1&3 AZIMUTH

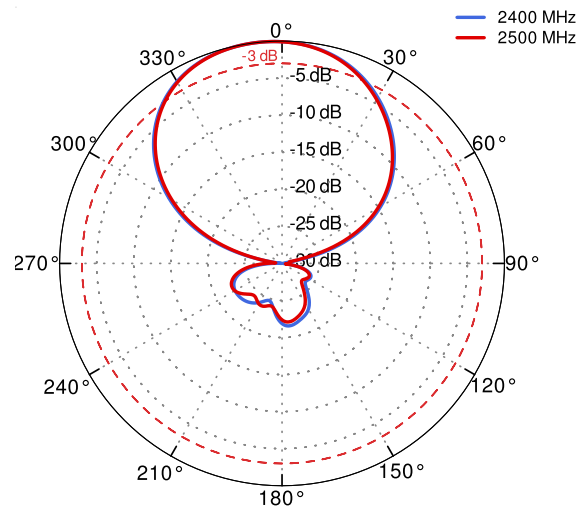


2.4GHz to 2.5GHz

PORT 2&4 ELEVATION

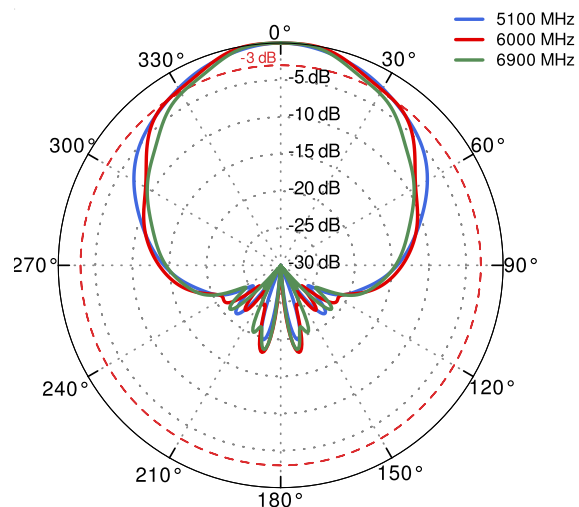


PORT 2&4 AZIMUTH

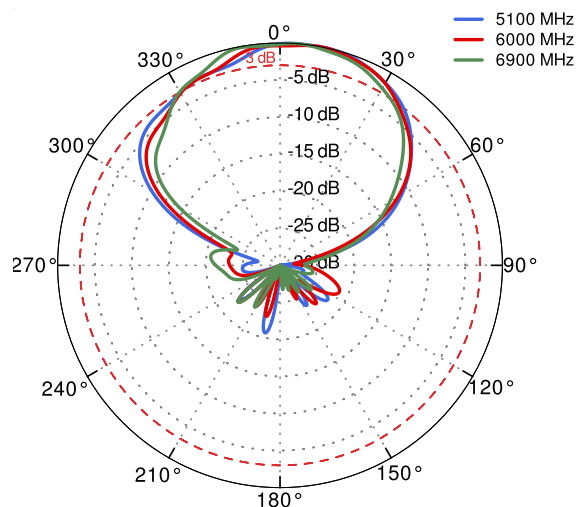


5GHz to 6GHz

PORT 2&4 ELEVATION



PORT 2&4 AZIMUTH



DIMENSIONS

