QuMax 5G/LTE MIMO 2x2

INTEGRATED MULTI-BAND 5G DIRECTIONAL ANTENNA + PLACE TO INSTALL ROUTERBOARD WITH MODEM

QuMax 2x2 directional 5G antenna for 5G/LTE modems is ultra wideband 5G outdoor antenna. It´s primary designed for LTE/5G/3G/2G 2x2 modems. The antenna covers many LTE bands including the new Extended LTE Band 71 and frequencies: 600 - 6000MHz. The mounting bracket allows the antenna to be installed on the pole or on the wall. It features a special place inside to mount your own electronics. The antenna is equipped with MHF4 connectors.

5G | BAND 71 | 617-6000MHz | 2x2 MIMO | 7 dBi | DIRECTIONAL | IP 67 | -40° TO +80°



5G / LTE ANTENNA SPECIFICATION

FREQUENCY	617 - 960 MHz 1.7 - 2.7 GHz 3.3 - 4.6 GHz 4.7 - 6.0 GHz
GAIN	617 - 960 MHz : 6 dBi 1.7 - 2.7 GHz : 7 dBi 3.3 - 4.6 GHz : 7 dBi 4.7 - 6.0 GHz : 5.5dBi
VSWR	<2.00, max <3.00
BEAMWIDTH	80°/80° ±15°
POLARIZATION	X (+-45degrees)
IMPEDANCE	50 Ω

MECHANICAL SPECIFICATION

MATERIALS	ABS, aluminum, PTFE, fiberglass
CONNECTOR TYPE	Nf
INGRESS PROTECTION	IP67
DIMENSIONS	486.0 x 292.2 x 105.6 mm 19.13 x 11.50 x 4.16 inch
WEIGHT	2.8 kg 6.17 lbs
OPERATING TEMPERATURE	From -40°C to 80°C From -40°F to 176°F

Copyright © 2023, Wireless Instruments. Specifications and information given in this document are subject to change without prior notice.

MAST DIAMETER	25-60mm 0.98-2.36 inch

FREQUENCY BANDS

LTE / 4G	617 MHz	1	2	3	4	5	7	8	6000 MHz
		9	10	12	13	14	17	18	
		19	20	22	25	26	27	28	
		29	30	33	34	35	36	37	
		38	39	40	41	42	43	44	
		46	47	48	49	52	53	65	
		66	67	68	69	71	85	103	
		106							
5G	617 MHz	n1	n2	n3	n5	n7	n8	n12	6000 MHz
		n13	n14	n18	n20	n25	n26	n28	
		n29	n30	n34	n38	n39	n40	n41	
		n46	n47	n48	n53	n65	n66	n67	
		n71	n77	n78	n79	n80	n81	n82	
		n83	n84	n85	n86	n89	n90	n95	
		n97	n98	n100	n101	n256			

Copyright © 2023, Wireless Instruments. Specifications and information given in this document are subject to change without prior notice.

PLOTS

VSWR

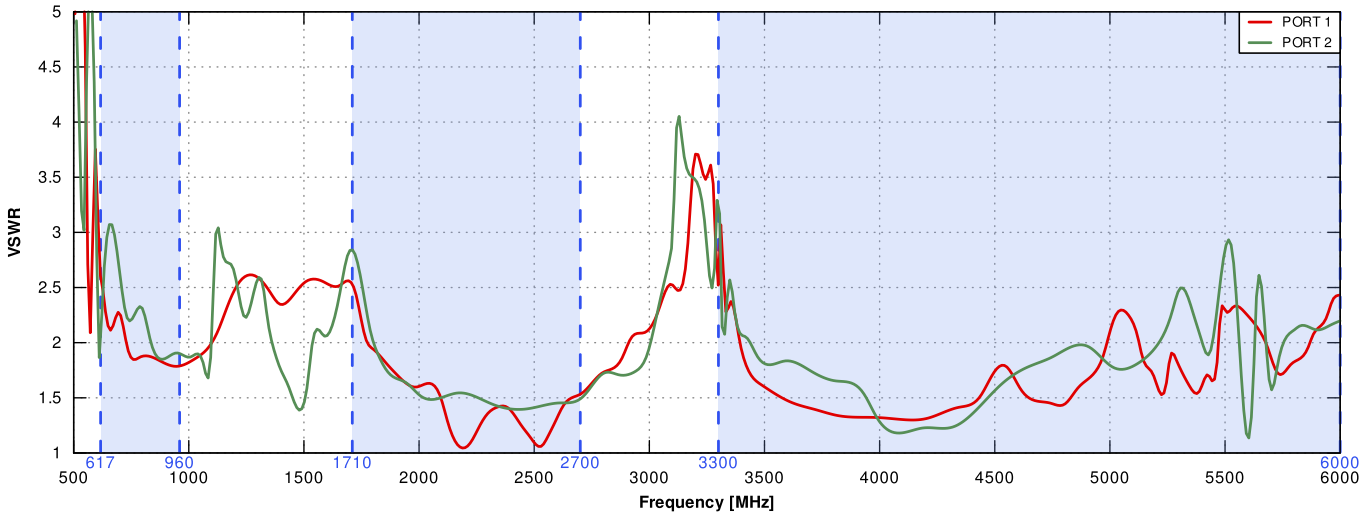

Gain

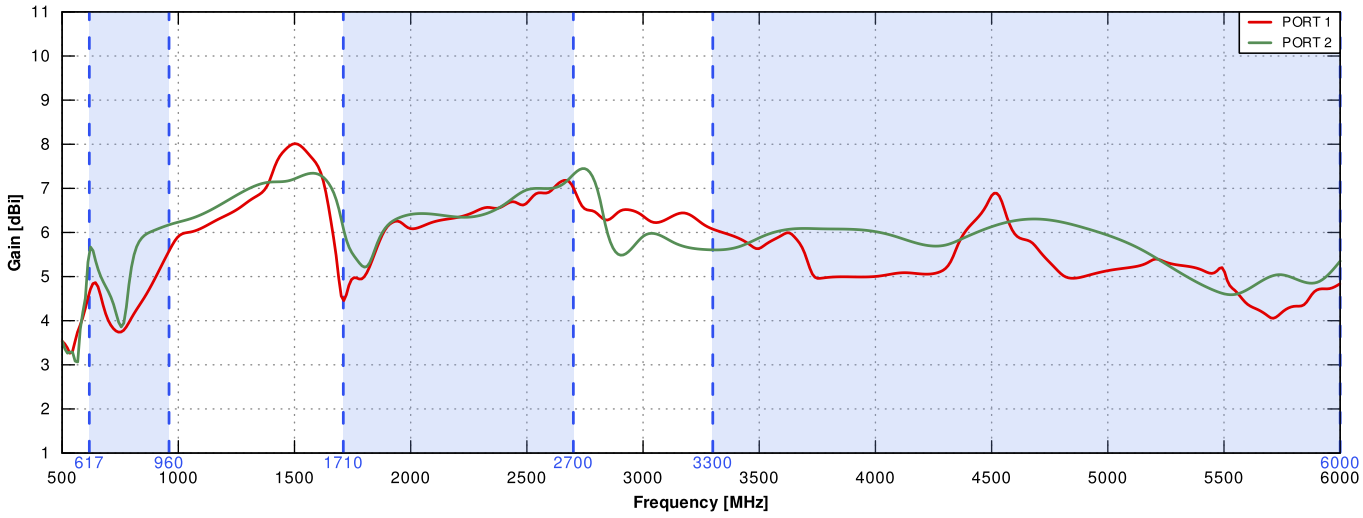

Copyright © 2023, Wireless Instruments. Specifications and information given in this document are subject to change without prior notice.

PORT 1 - 5G/LTE from 650MHz to 950MHz

ELEVATION

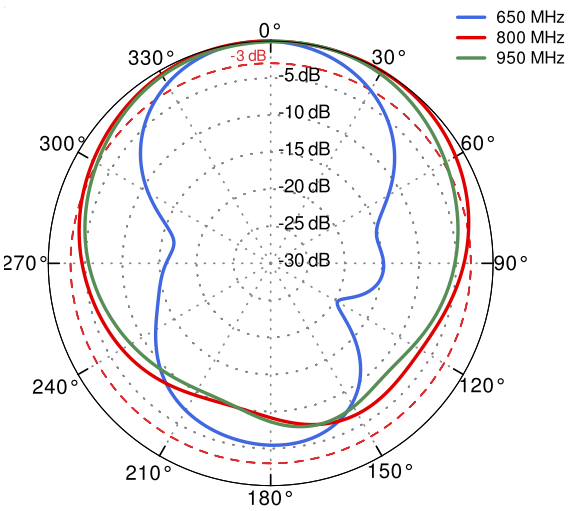

AZIMUTH

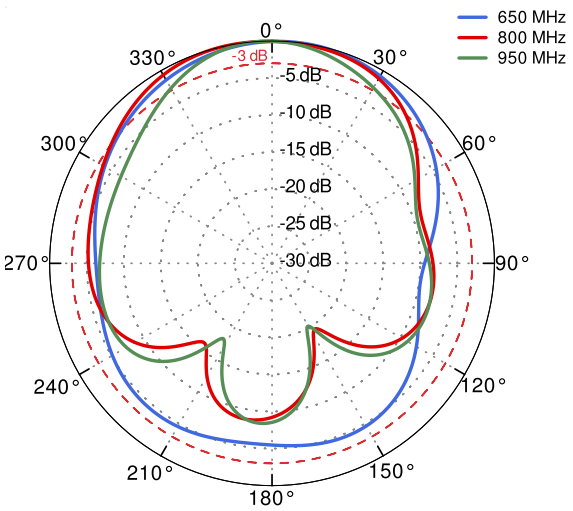

PORT 1 - 5G/LTE from 1.71GHz to 2.17GHz

ELEVATION

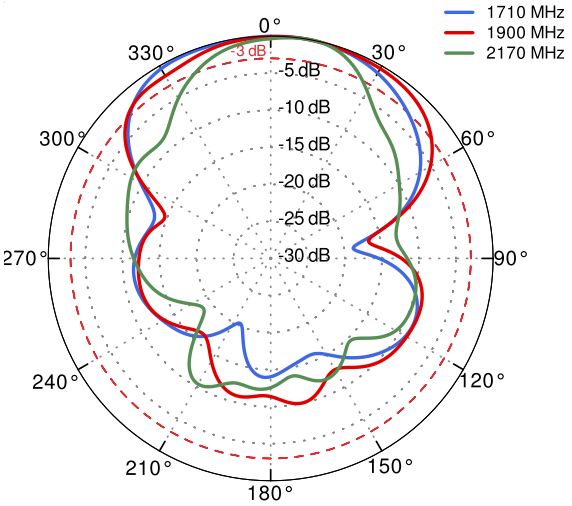

AZIMUTH

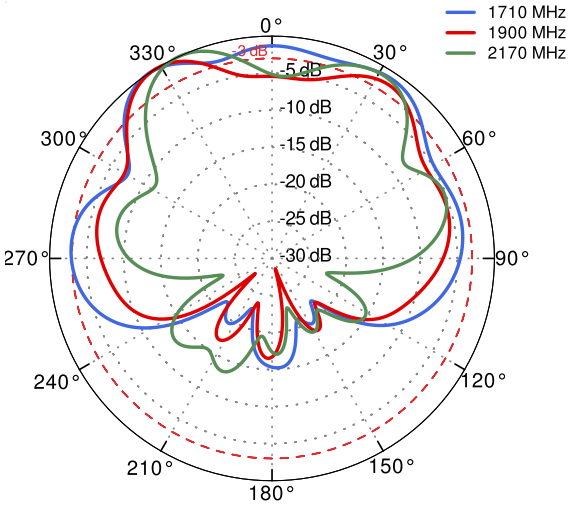

Copyright © 2023, Wireless Instruments. Specifications and information given in this document are subject to change without prior notice.

PORT 1 - 5G/LTE from 2.3GHz to 2.7GHz

ELEVATION

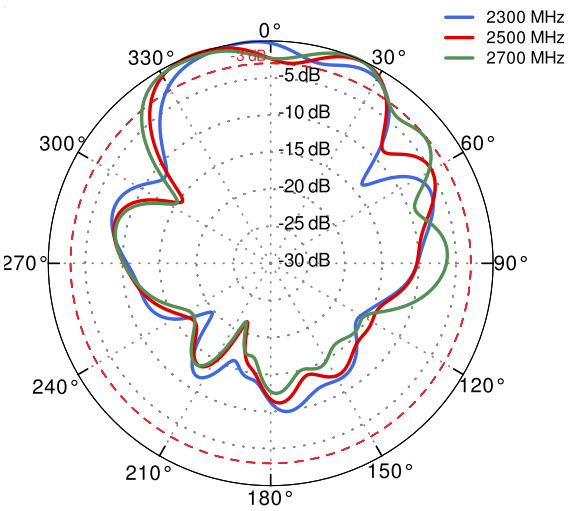

AZIMUTH

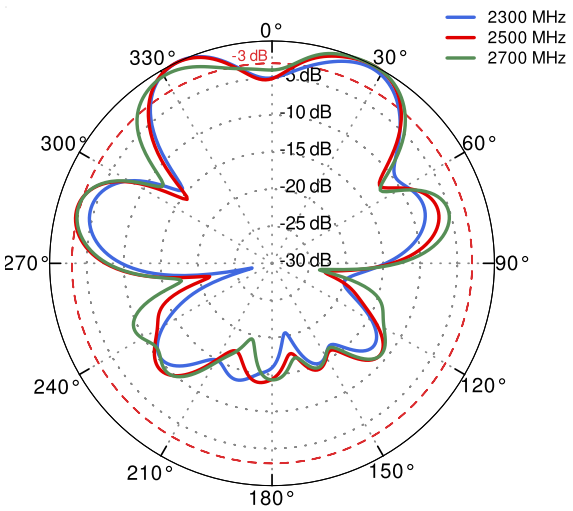

PORT 1 - 5G/LTE from 3.3GHz to 3.8GHz

ELEVATION

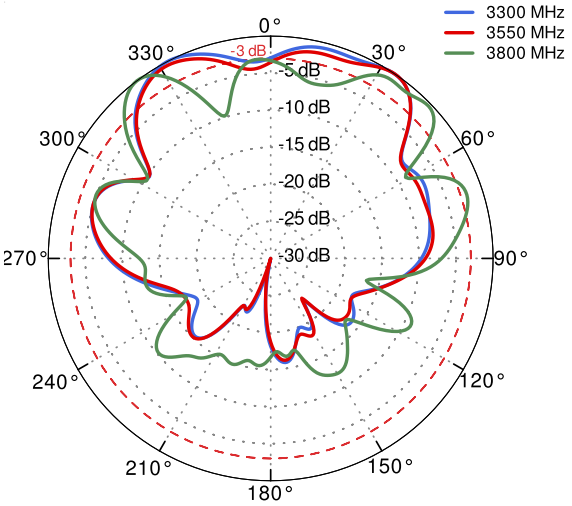

AZIMUTH

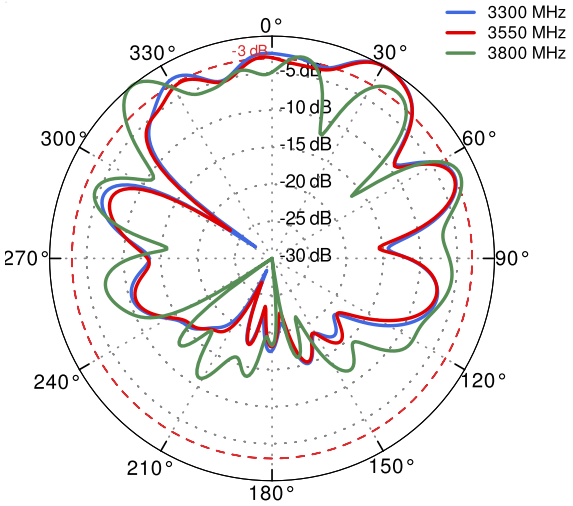

Copyright © 2023, Wireless Instruments. Specifications and information given in this document are subject to change without prior notice.

PORT 1 - 5G/LTE from 4.2GHz to 4.6GHz

ELEVATION

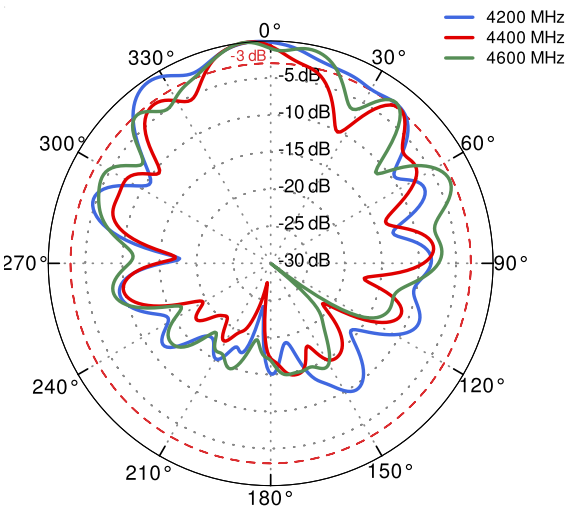

AZIMUTH

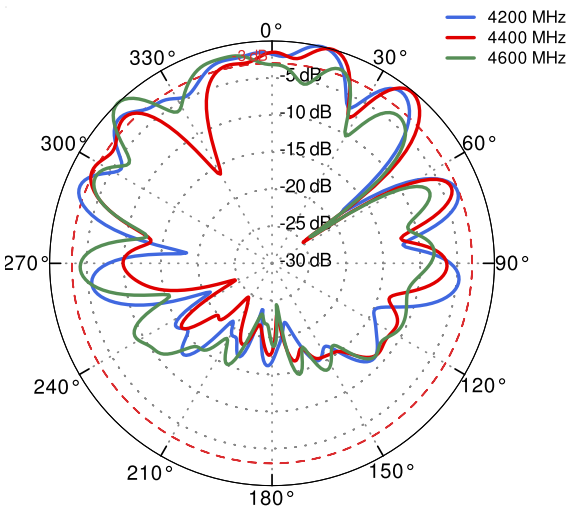

PORT 1 - 5G/LTE from 5.0GHz to 5.9GHz

ELEVATION

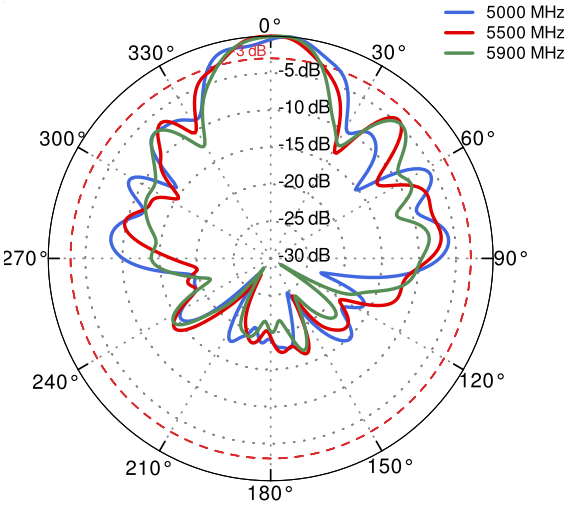

AZIMUTH

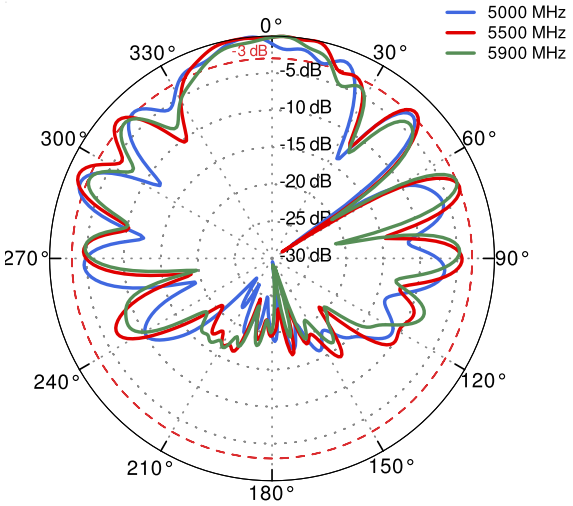

Copyright © 2023, Wireless Instruments. Specifications and information given in this document are subject to change without prior notice.

PORT 2 - 5G/LTE from 650MHz to 950MHz

ELEVATION

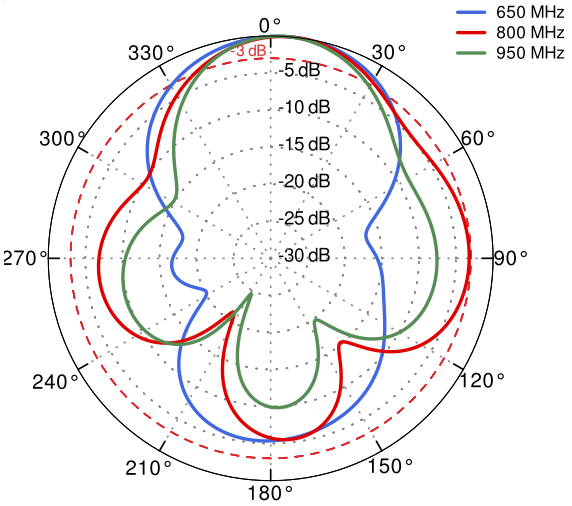

AZIMUTH

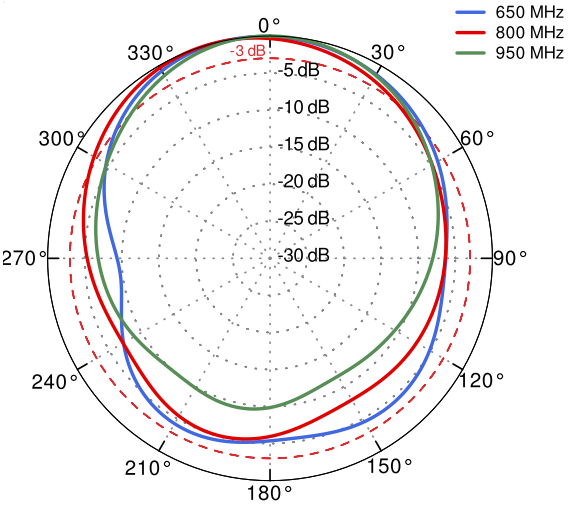

PORT 2 - 5G/LTE from 1.71GHz to 2.17GHz

ELEVATION

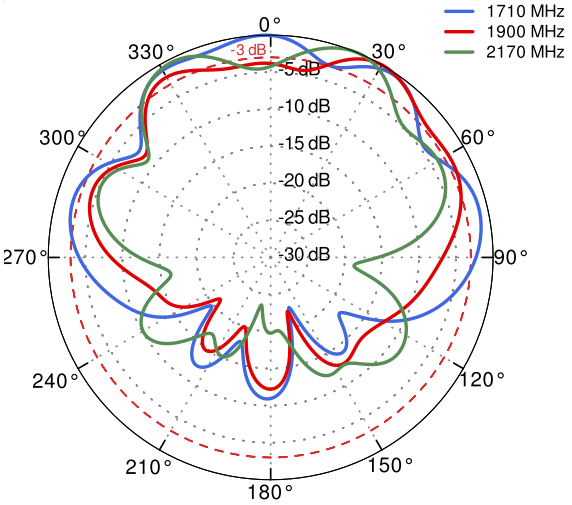

AZIMUTH

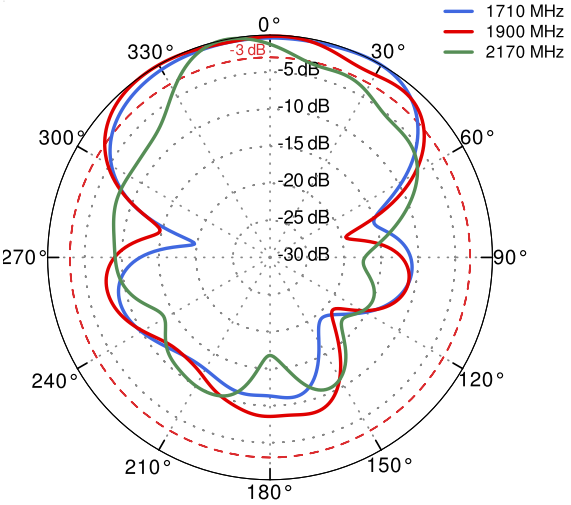

Copyright © 2023, Wireless Instruments. Specifications and information given in this document are subject to change without prior notice.

PORT 2 - 5G/LTE from 2.3GHz to 2.7GHz

ELEVATION

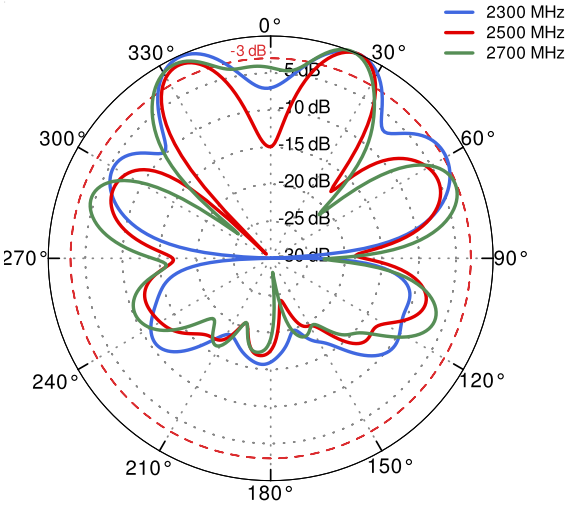

AZIMUTH

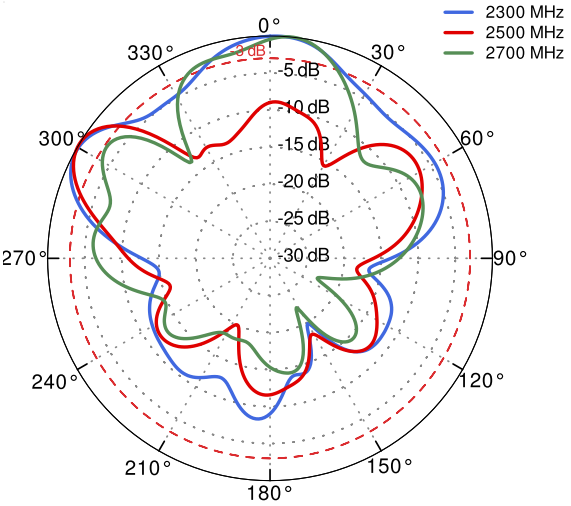

PORT 2 - 5G/LTE from 3.3GHz to 3.8GHz

ELEVATION

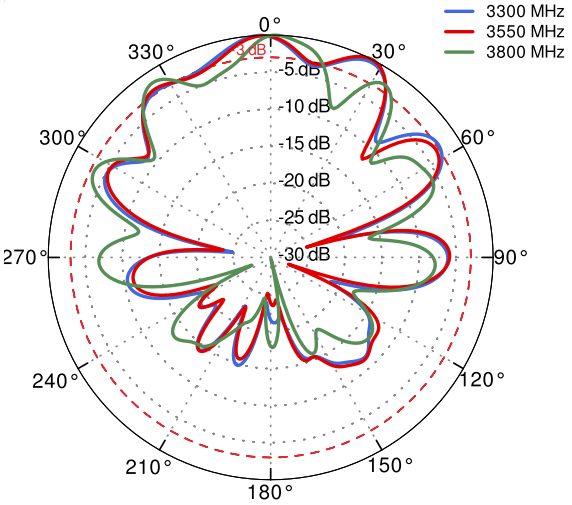

AZIMUTH

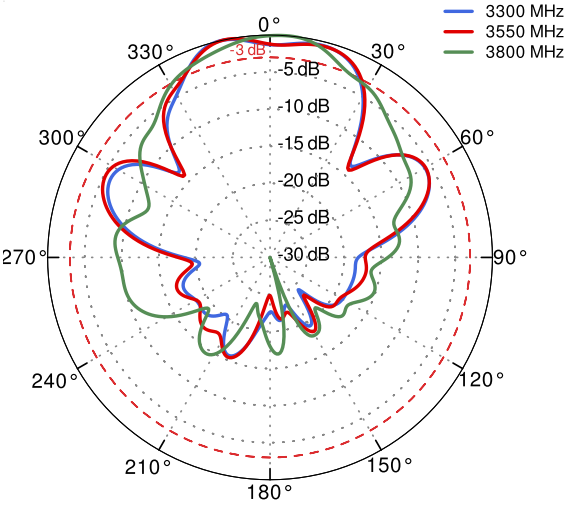

Copyright © 2023, Wireless Instruments. Specifications and information given in this document are subject to change without prior notice.

PORT 2 - 5G/LTE from 4.2GHz to 4.6GHz

ELEVATION

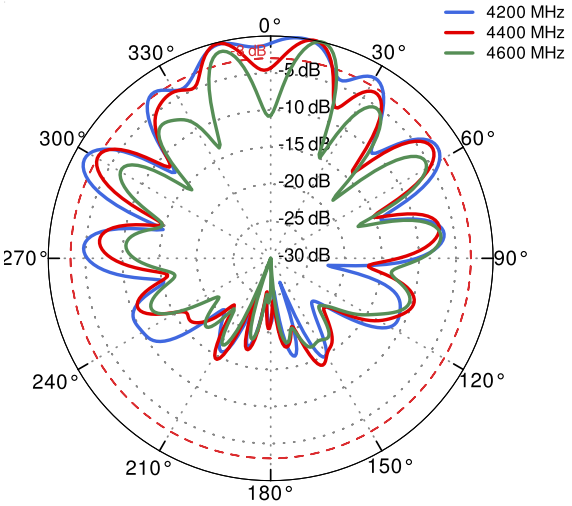

AZIMUTH

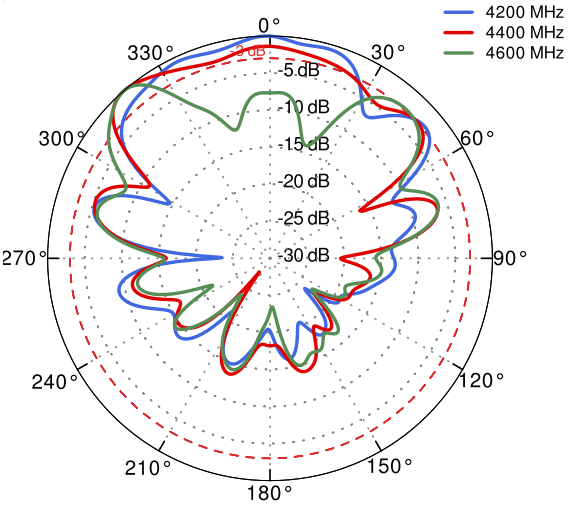

PORT 2 - 5G/LTE from 5.0GHz to 5.9GHz

ELEVATION

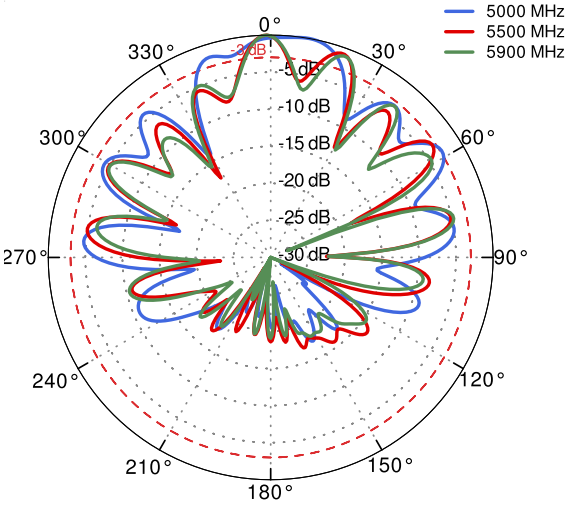

AZIMUTH

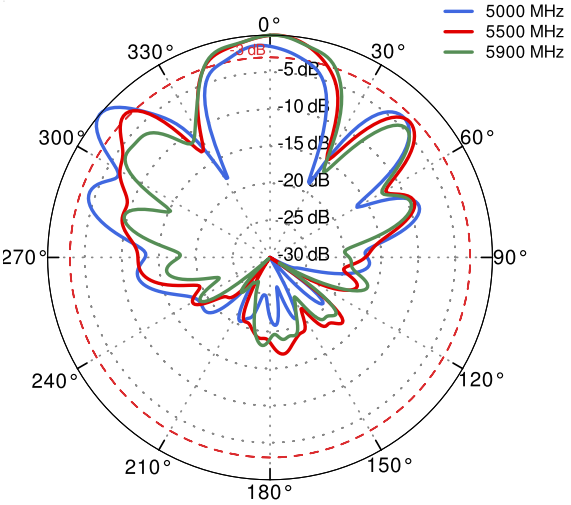

Copyright © 2023, Wireless Instruments. Specifications and information given in this document are subject to change without prior notice.

DIMENSIONS

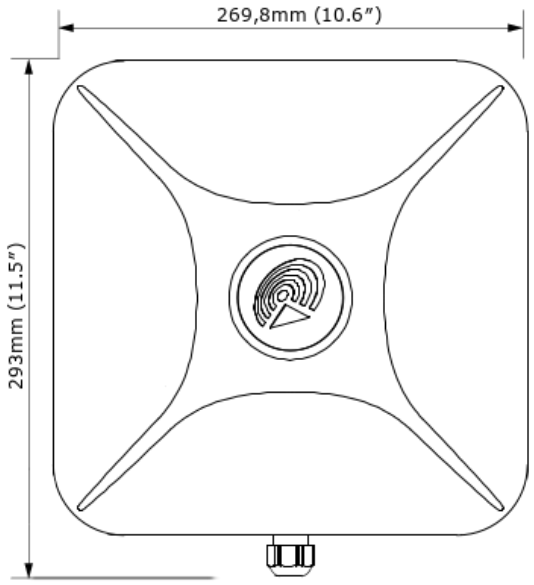

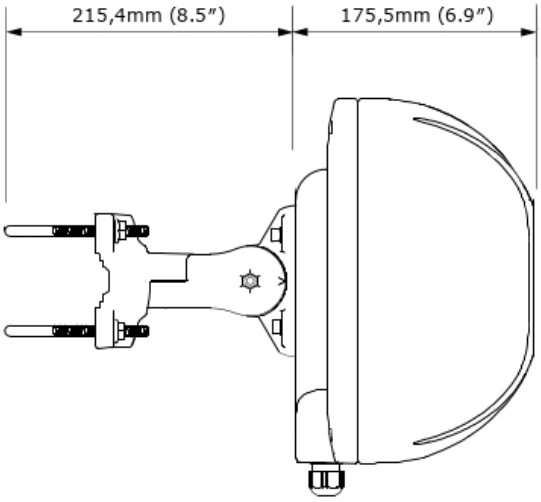

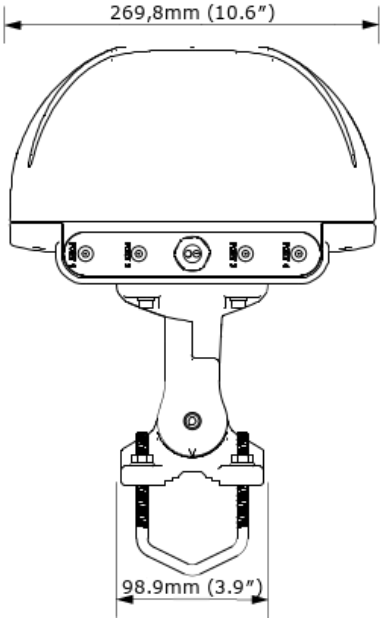

QuWireless
WWW.QUWIRELESS.COM
Sales email: sales@quwireless.com **Tel:** +48 513 900 416
Support email: support@quwireless.com **Website:** www.quwireless.com
Address: Wireless Instruments Sp. z o.o., ul. Kościuszki 27, 52-116 Iwiny, Poland

Copyright © 2023, Wireless Instruments. Specifications and information given in this document are subject to change without prior notice.