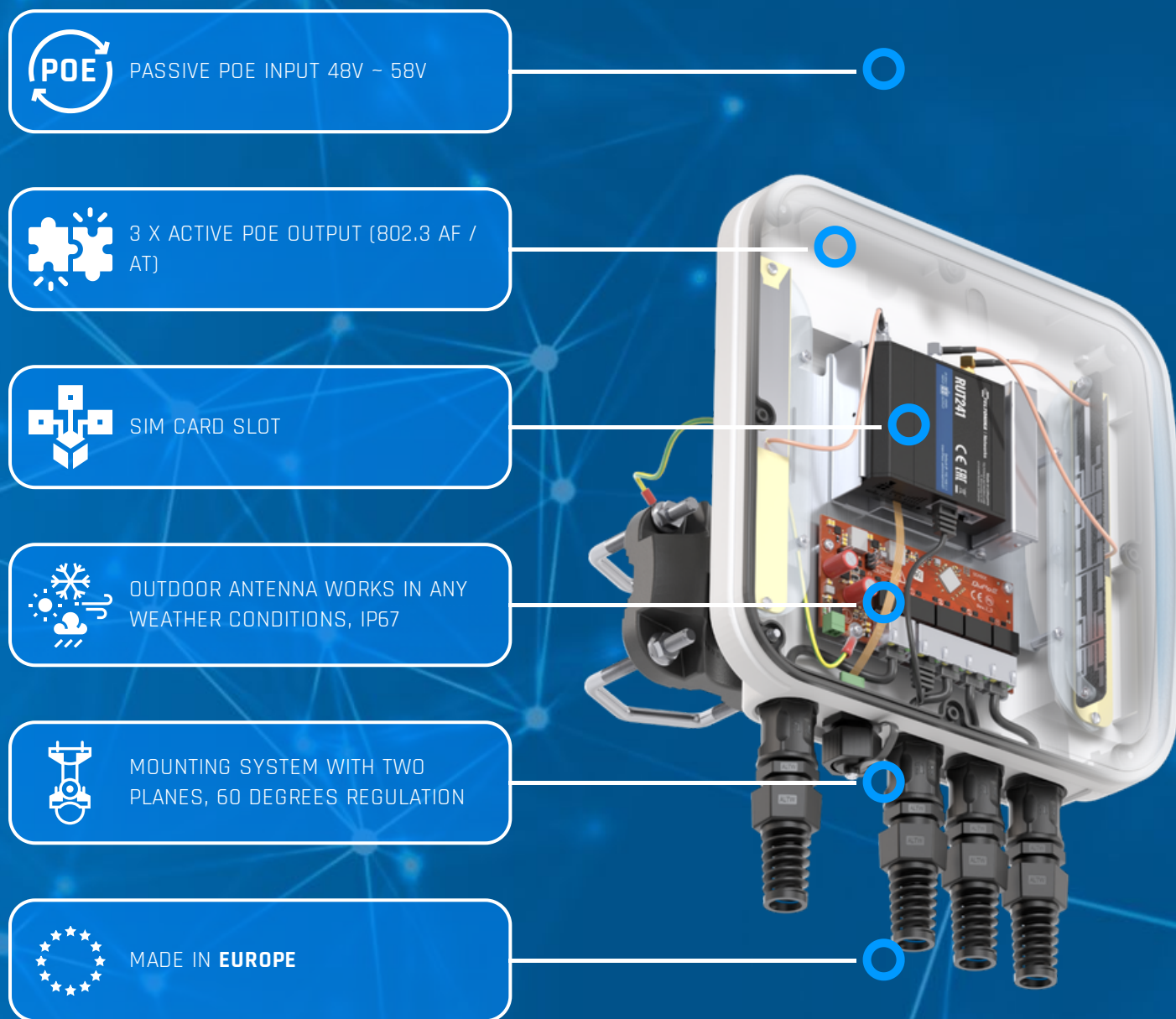



# QuCam for 4G/5G Routers

**Outdoor CCTV LTE PoE gateway Global with embedded LTE router & PoE switch for CCTV cameras.**

QuCam for 4G/5G Routers is a powerful outdoor industrial gateway for professional CCTV application with embedded PoE switch for up to 3x CCTV cameras and place to install Teltonika or any other routers inside (not included in gateway set). QuCam for 4G/5G Routers also has integrated omnidirectional LTE and Wi-Fi antennas. The mobile router delivers high performance for mission-critical cellular communication in harsh and hazardous environments where a wide operating temperature is required. Equipped with an external SIM holder.



## 5G/LTE ANTENNA SPECIFICATION

FREQUENCY	617 - 960 MHz 1.7 - 2.7 GHz 3.3 - 4.7 GHz 5.2 - 6.0 GHz
GAIN	617 - 960 MHz : 3 dBi 1.7 - 2.7 GHz : 4 dBi 3.3 - 4.7 GHz : 4.5 dBi 5.2 - 6.0 GHz : 2.5dBi
SUPPORTED LTE/5G BANDS	1, 2, 3, 4, 5, 7, 8, 9, 10, 12, 13, 14, 17, 18, 19, 20, 22, 25, 26, 27, 28, 29, 30, 33, 34, 35, 36, 37, 38, 39, 40, 41, 42, 43, 44, 47, 48, 49, 52, 53, 65, 66, 67, 68, 69, 71, 85, 103, 106, n1, n2, n3, n5, n7, n8, n12, n13, n14, n18, n20, n25, n26, n28, n29, n30, n34, n38, n39, n40, n41, n47, n48, n53, n65, n66, n67, n71, n77, n78, n80, n81, n82, n83, n84, n85, n86, n89, n90, n95, n97, n98, n100, n101, n256
VSWR	<1.80, max <2.00
BEAMWIDTH	360°/35° ±5°
POLARIZATION	Vertical
IMPEDANCE	50 $\Omega$
CONNECTOR	2x SMA
CABLE TYPE	RG316

## WI-FI ANTENNA SPECIFICATION

FREQUENCY	2.4 - 2.5 GHz 5.0 - 7.2 GHz
GAIN	2.4 - 2.5 GHz: 6dBi 5 GHz: 7.5dBi 7 GHz: 7.5dBi
VSWR	< 1.50, max < 2.00
BEAMWIDTH	360°/25°
POLARIZATION	Vertical
IMPEDANCE	50 $\Omega$
CONNECTOR	1x RPSMA
CABLE TYPE	RG316

## POE SWITCH SPECIFICATION

IEEE STANDARD	IEEE 802.3ab 1000Base-T Gigabit Ethernet IEEE 802.3AT PoE (Power over Ethernet)
POWER INPUT	Powered from Passive PoE Input 48-58V 3A (Supports both PoE A mode and B mode) or DC Input 48-58V 3A
POE OUTPUT	4x 802.3AT 30W or 3x 802.3AT 30W + 1x Passive PoE 24V 25W
DATA OUT	RJ45 10/100/1000Base-T(X)
OPERATING TEMPERATURE	-40°C ... +70°C

<b>DIMENSIONS</b>	125mm x 60mm x 14mm
<b>EN 61000-4-2 (ESD)</b>	+/- 6V contact, +/- 8kV air
<b>EN 61000-4-3 (RS)</b>	10V/m Cryteria A
<b>EN 61000-4-4 (EFT)</b>	+/- 1kV Cryteria A
<b>EN 61000-4-8</b>	30A /m
<b>EN 61000-4-5 (SURGE)</b>	1kV
<b>IEC60950-1</b>	YES
<b>EN62368-1</b>	YES

## **POWER SUPPLY ELECTRICAL INPUT SPECIFICATION**

<b>INPUT VOLTAGE</b>	110 ... 240VAC
<b>INPUT FREQUENCY</b>	50 ... 60Hz
<b>INPUT CURRENT</b>	max. 2A RMS
<b>INRUSH CURRENT</b>	max. 30A
<b>AC LEAKAGE CURRENT</b>	max. 3.5mA
<b>EFFICIENCY</b>	min. 80% @ 100VAC, 84% @ 240VAC
<b>DIELECTRIC STRENGTH (PRIMARY TO SECONDARY)</b>	3kVAC/5mA/1s
<b>INPUT SOCKET</b>	IEC320-C6
<b>AC POWER CORD</b>	1.5m length, 3 pins EU or UK plug or US plug

## POWER SUPPLY ELECTRICAL OUTPUT SPECIFICATION

OUTPUT VOLTAGE	56VDC
MIN. LOAD	0A
MAX. LOAD	1A
PEAK LOAD	1.46A
OUTPUT POWER	56W
LINE REGULATION	± 3%
LOAD REGULATION	± 5%
RIPPLE	560mVpp
TURN ON DELAY TIME	max. 5s
RISE TIME	max. 40ms
HOLD UP TIME	min. 5ms
OVERSHOOT	max. 15%
PROTECTIONS	Short circuit, over current (110 ... 200% of DC output)
ETHERNET PORTS	Input (LAN): 1x RJ45 10/100/1000Mbps Output (PoE): 1x RJ45 10/100/1000Mbps
POE MODE	mode B: pins 4,5 + / pins 7,8 -
LEDS	Green: Power supply is on, Orange: PoE device connected

## POWER SUPPLY MECHANICAL SPECIFICATION

MTBF	30,000 operating hours confidence-level at 80% load, 25°C
OPERATING TEMPERATURE	-10°C ... +45°C
STORAGE TEMPERATURE	-20°C ... +85°C
HUMIDITY	5% @ 0°C, 90% @ 40°C
SIZE	146 x 59 x 30mm (LxWxH)
SAFETY	CE: EMC/LVD / FCC Part 15 Class B/ EN55022 Class B/ EN55024

## MECHANICAL SPECIFICATION

MATERIAL	ABS (UV Resistant), aluminum, PTFE, fiberglass
OPERATING TEMPERATURE	-40°C ... +70°C
WEIGHT	2.24 kg 4.93 lbs
DIMENSIONS	27 x 27 x 7.7 cm 10.63 x 10.63 x 3.03 inch
INGRESS PROTECTION	IP67

## MOUNTING KIT

### DIMENSIONS

9.9 x 10.5 x 14.8 cm  
3.9 x 4.13 x 5.83 inch

### REGULATION RANGE

+/- 30°

### MAST DIAMETER RANGE

25 - 60mm  
0.98-2.36 inch

### MATERIAL

Polyamide with fiberglass + galvanized steel U-Bolts

### MOUNTING PLACE

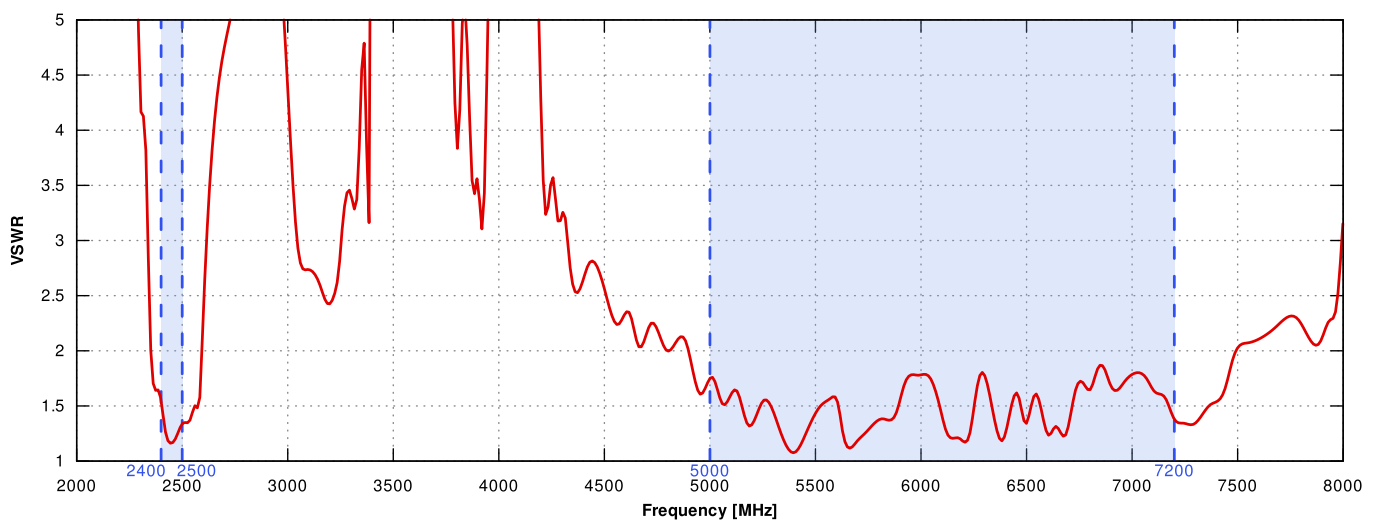
Wall or ceiling or mast

## COMPATIBLE ROUTERS

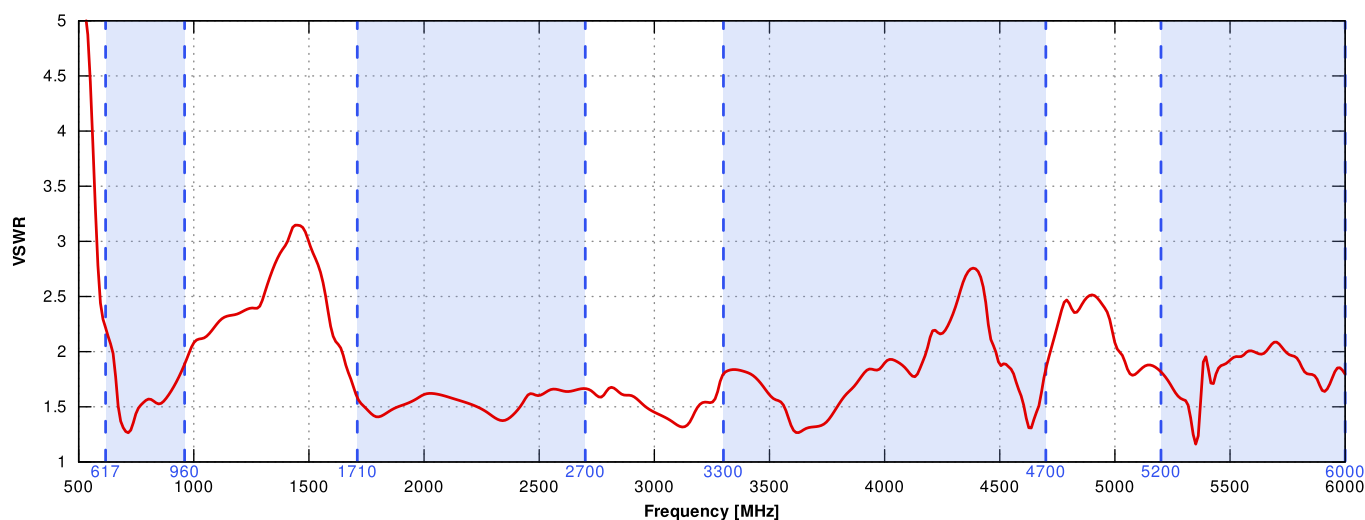
VARIANT: - \_\_\_\_\_

## PLOTS

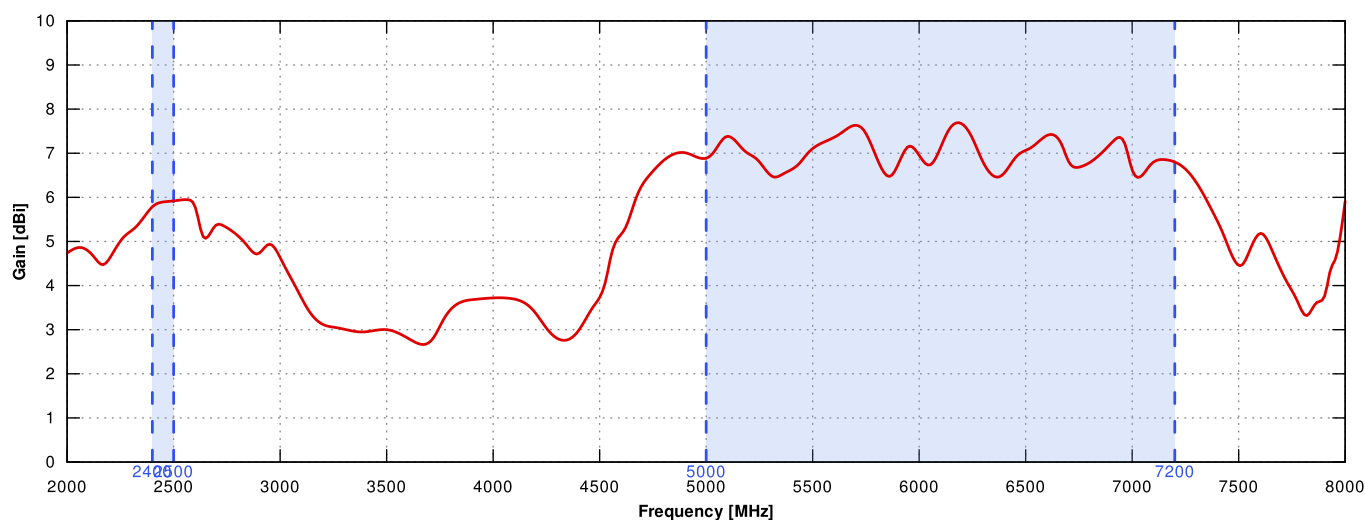
VSWR FOR WI-FI ANTENNA \_\_\_\_\_



## VSWR FOR 5G/LTE ANTENNA

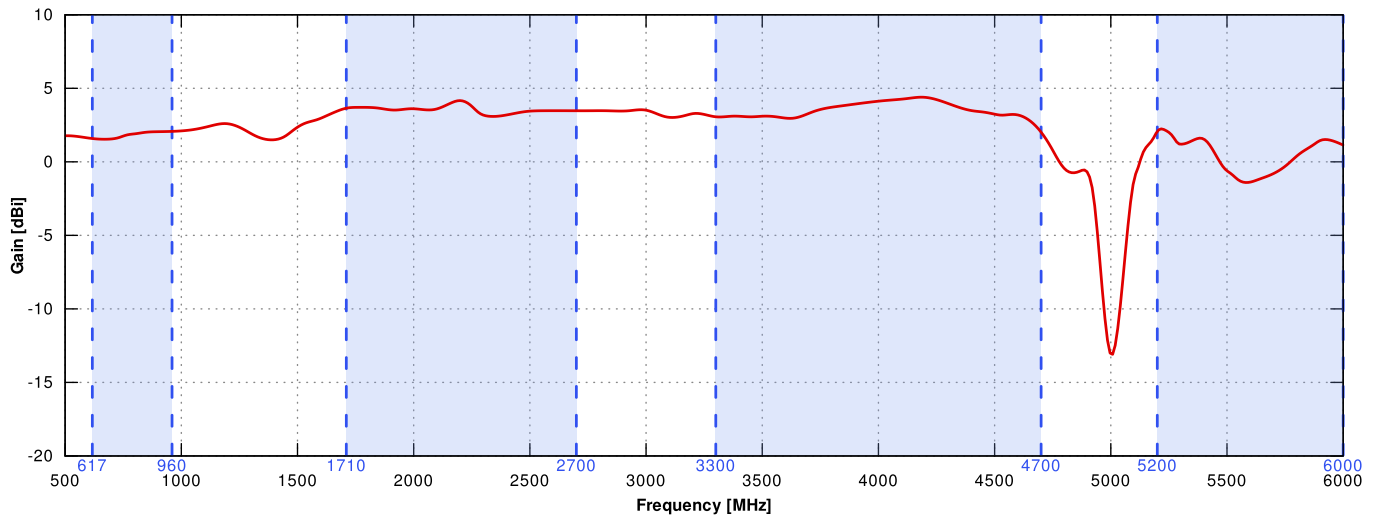


## GAIN FOR WI-FI ANTENNA

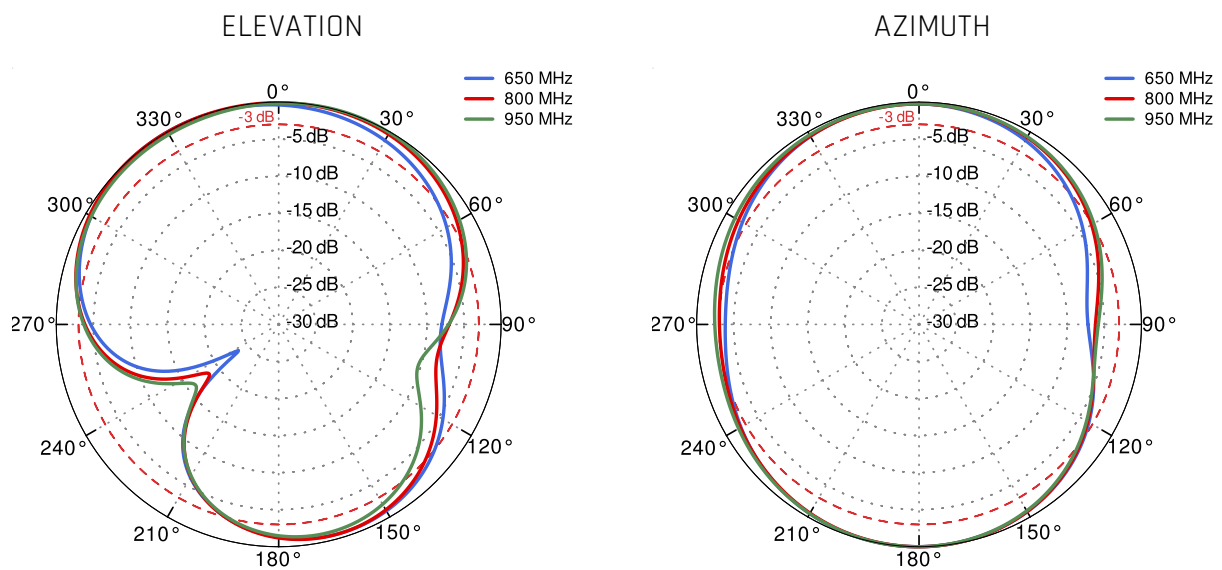




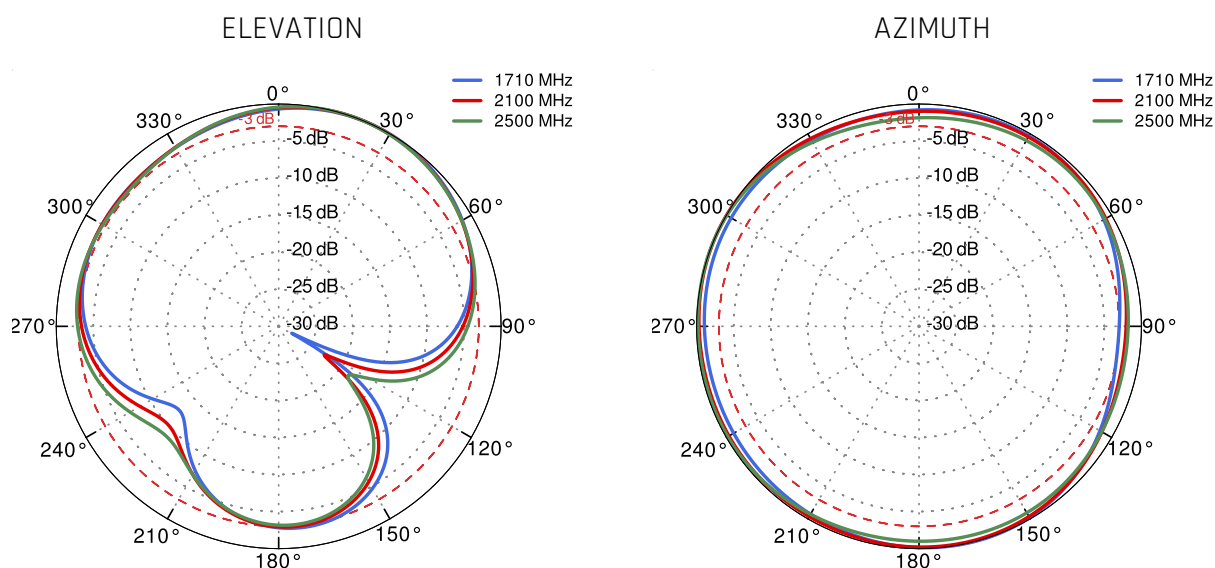
## GAIN FOR 5G/LTE ANTENNA



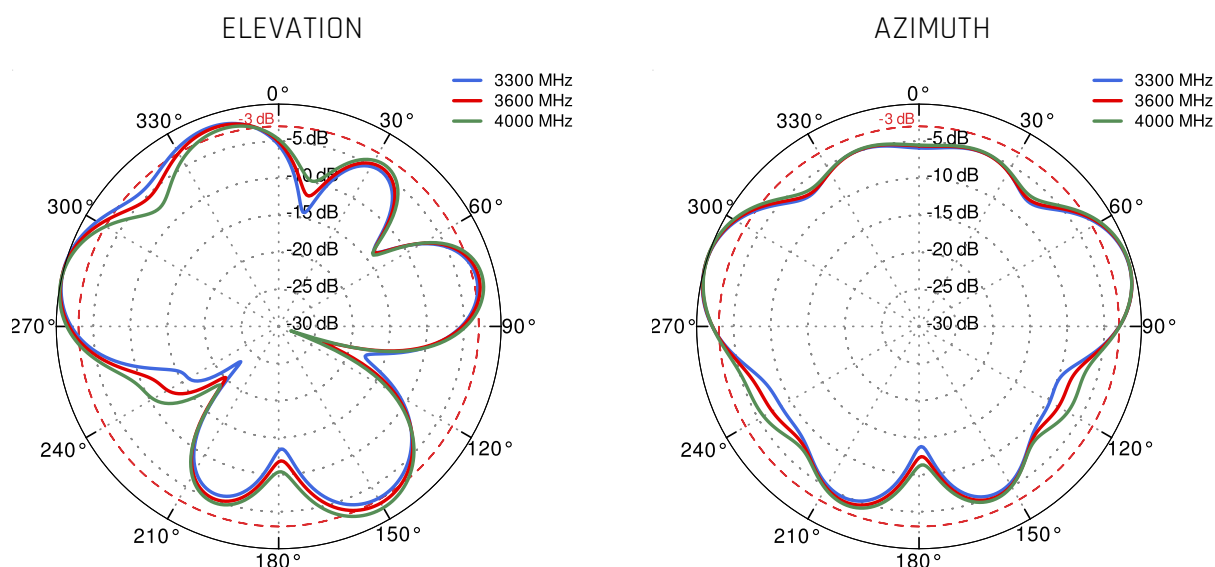
## 5G/LTE from 650MHz to 950MHz



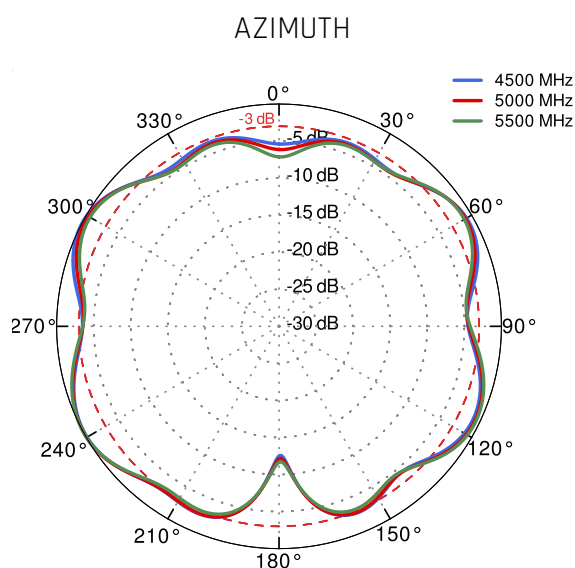
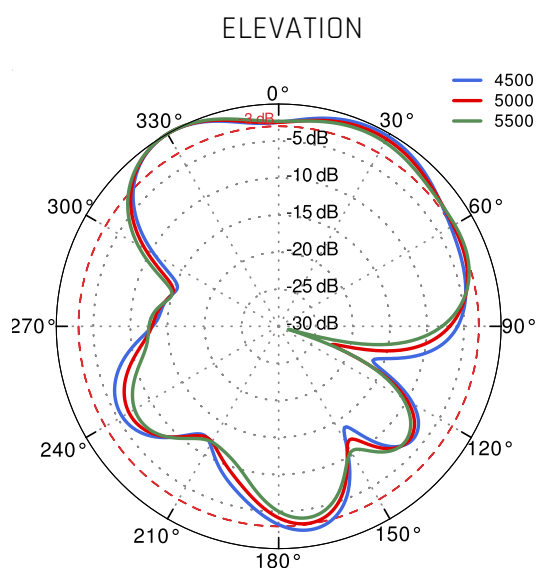
## 5G/LTE from 1.71GHz to 2.5GHz



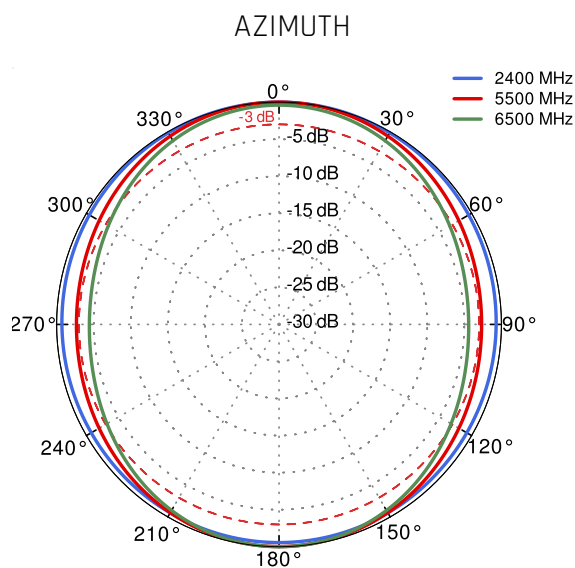
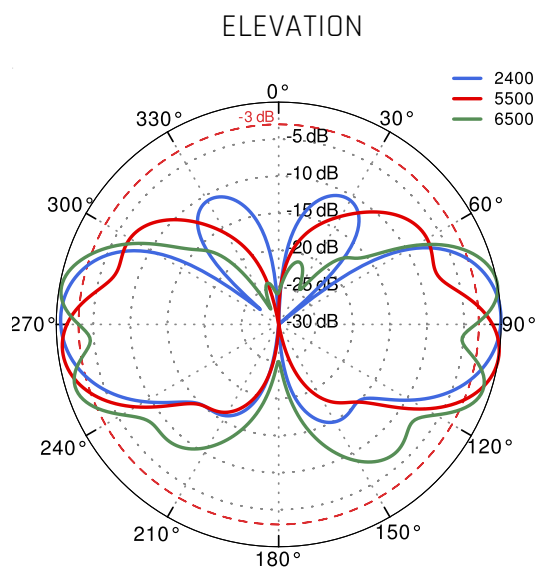
## 5G/LTE from 3.3GHz to 4.0GHz



## 5G/LTE from 4.5GHz to 5.5GHz



## Wi-Fi 2.4GHz to 6.5GHz



## DIMENSIONS

