

QuMax Omni for Peplink MAX Transit

INTEGRATED MULTI-BAND LTE OMNI ANTENNA + WIFI OMNI ANTENNA + GPS ANTENNA + PLACE TO INSTALL Peplink MAX Transit (ALL-IN-ONE)

QuMax Omni all-in-one antenna for Peplink MAX Transit router is a perfect outdoor device for mobile and fixed installations like industrial, public, CCTV, hotspots, yachts, boats, campers, RV etc. It has embedded omni LTE, Wi-Fi and GPS antenna. If you use MAX Transit with QuMax Omni antenna, you get an integrated complete solution with embedded router and multi band antennas in one enclosure.

4G
LTE**Wi Fi**
DUALBAND 2.4GHz
5GHz**GPS**
694-6000MHz
7 dBi
OMNI
DIRECTIONAL
IP 67
-40° TO +80°

OUTDOOR ANTENNA WORKS IN ANY
WEATHER CONDITIONS, IP67




ANTENNA PERFECTLY MATCHED WITH
THE PEPLINK MAX TRANSIT



ALL ANTENNAS AND PEPLINK ROUTER
INTEGRATED IN ONE ENCLOSURE



MADE IN EUROPE



LTE SPECIFICATION

FREQUENCY	0.694-0.96 GHz 1.7 - 2.2 GHz 2.5 - 2.7 GHz
SUPPORTED LTE/5G BANDS	1, 2, 3, 4, 5, 6, 7, 8, 9, 10, 12, 13, 14, 17, 18, 19, 20, 23, 25, 26, 27, 28, 29, 33, 34, 35, 36, 37, 38, 39, 44, 59, 62, 65, 66, 67, 68, 69, 85, n80, n81, n82, n83, n84, n86, n89, n95
GAIN	0.694 - 0.96 GHz : 4 dBi 1.7 - 2.2 GHz : 5 dBi 2.5 - 2.7 GHz : 6 dBi
VSWR	<1.50, max <2.50
BEAMWIDTH	360°/25° +/- 5°
POLARIZATION	Vertical
IMPEDANCE	50 Ω

WI-FI SPECIFICATION

FREQUENCY	2.4 - 2.5 GHz 4.7 - 6.0 GHz
GAIN	2.4 - 2.5 GHz: 6 dBi 4.7 - 6.0 GHz: 7 dBi
VSWR	<1.70, max <2.00
BEAMWIDTH	360°/25° +/- 5°
POLARIZATION	Vertical
IMPEDANCE	50 Ω

MECHANICAL SPECIFICATION

MATERIAL	BS, aluminum, PTFE, Fiberglass
INGRESS PROTECTION	IP67
CONNECTOR TYPE	RJ45
DIMENSIONS	272 x 276 x 80 mm 10.71 x 10.87 x 3.14 inch
WEIGHT	1.8 kg 3.97 lbs
OPERATING TEMPERATURE	From -40°C to 75°C From -40°F to 167°F

MOUNTING KIT

DIMENSIONS	9.9 x 10.5 x 14.8 cm 3.9 x 4.13 x 5.83 inch
REGULATION RANGE	+/- 30°
MAST DIAMETER RANGE	25 - 60mm 0.98-2.36 inch
MATERIAL	Polyamide with fiberglass + galvanized steel U-Bolts
WEIGHT	0.87kg
MOUNTING PLACE	Wall or mast or ceiling

COMPATIBLE ROUTERS

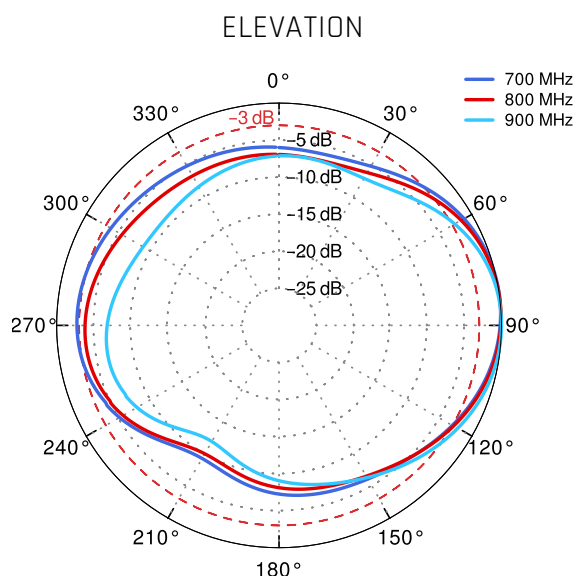
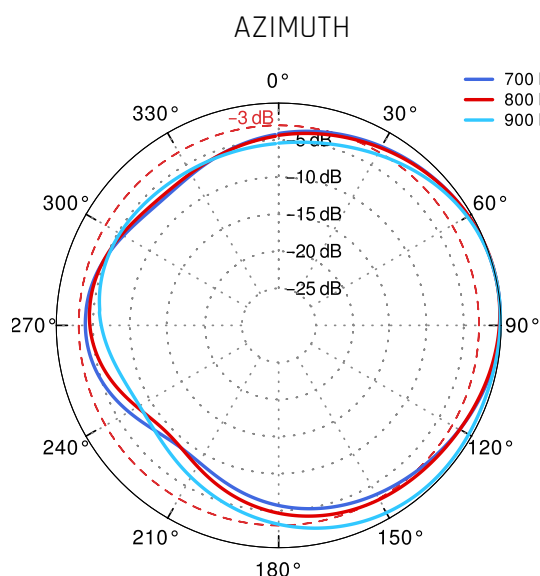
VARIANT: APMATMO 

PLOTS

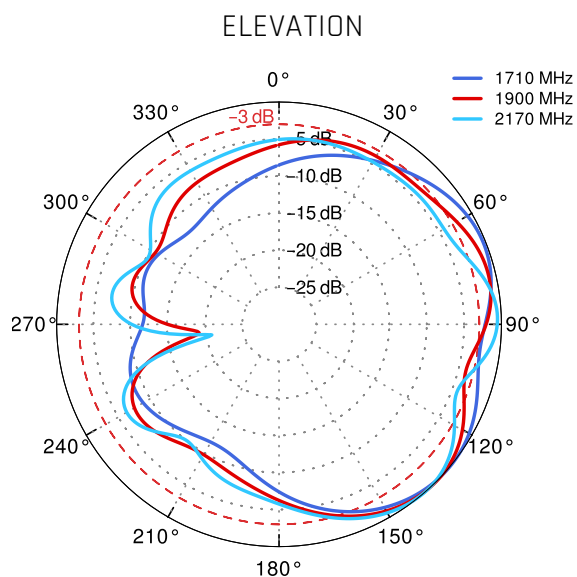
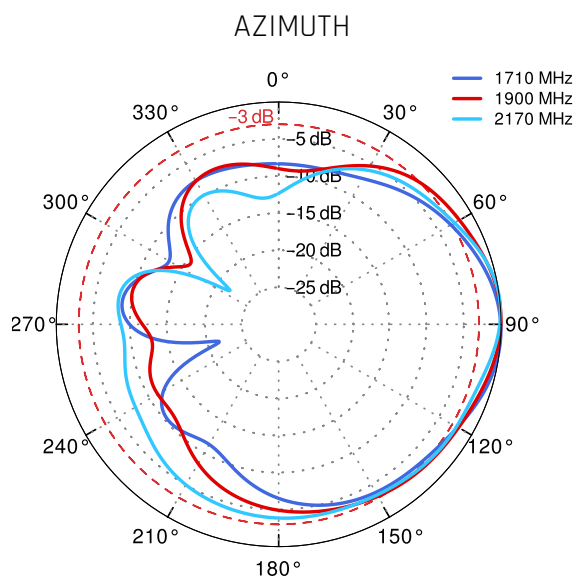
LTE VSWR

WI-FI VSWR

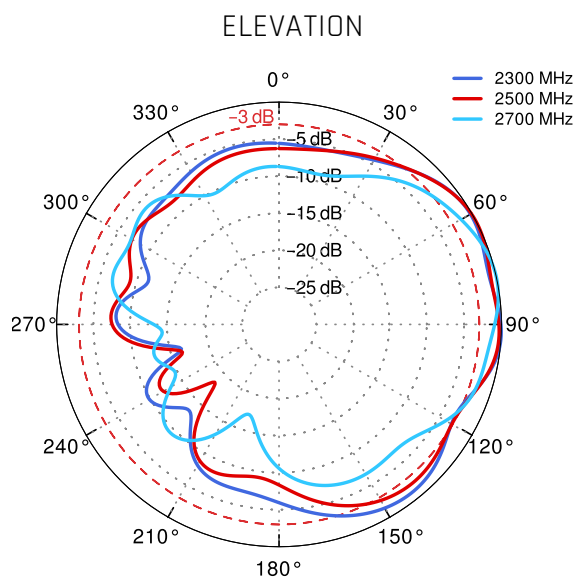
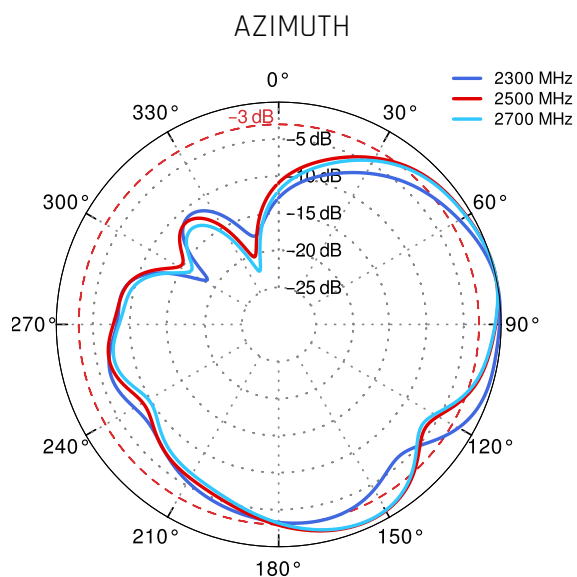
From 700MHz to 900MHz



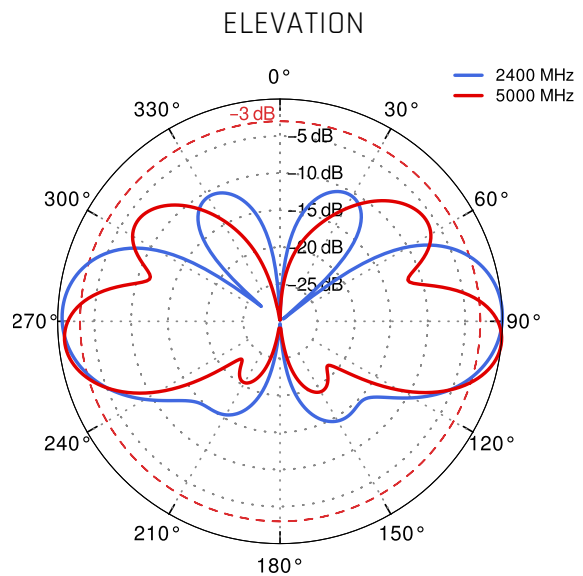
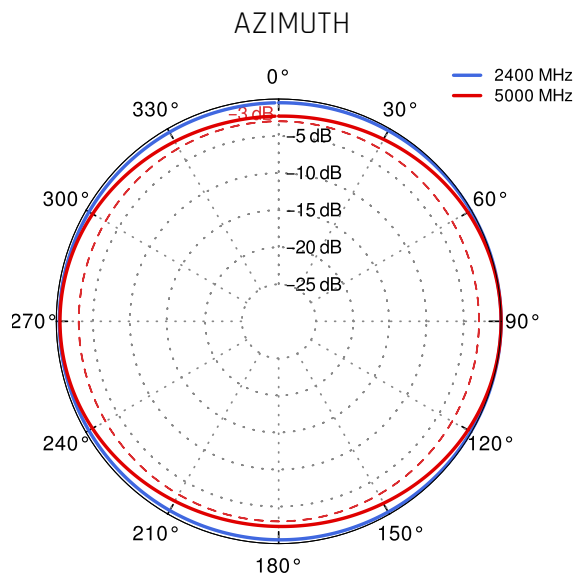
From 1.71GHz to 2.17GHz



From 2.3GHz to 2.7GHz



From 2.4GHz to 5GHz



DIMENSIONS

