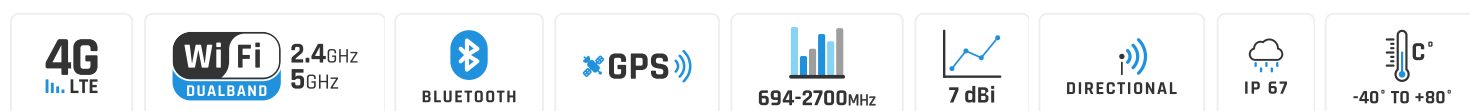


QuMax for Teltonika RUTX11

Integrated outdoor LTE high power directional antenna + outdoor Wi-Fi dual band 2.4 & 5 GHz omni antenna + Bluetooth antenna + GPS antenna + place to install Teltonika RUTX11 (All-in-one)

QuMAX offers the most powerful directional LTE antenna of all QuWireless antennas. It is dedicated to connections with long distance to base station. It is designed to have Teltonika **RUTX11** router installed inside IP67 enclosure. It is the first choice for fixed installations in industrial environment. It also has embedded GPS antenna, Bluetooth antenna and outdoor Wi-Fi dual band 2.4 & 5 GHz omni antennas.



ALL ANTENNAS AND TELTONIKA ROUTER INTEGRATED **IN ONE ENCLOSURE**




OUTDOOR ANTENNA WORKS IN **ANY WEATHER CONDITIONS**, IP67



ANTENNA **PERFECTLY MATCHED** WITH THE ROUTER



MADE IN **EUROPE**



LTE ANTENNA SPECIFICATION

FREQUENCY	0.694 - 0.96 GHz 1.7 - 2.2 GHz 2.2 - 2.7 GHz
SUPPORTED LTE/5G BANDS	1, 2, 3, 4, 5, 7, 8, 9, 10, 12, 13, 14, 17, 18, 19, 20, 25, 26, 27, 28, 29, 30, 33, 34, 35, 36, 37, 38, 39, 40, 41, 44, 53, 65, 66, 67, 68, 69, 85, 103, n80, n81, n82, n83, n84, n86, n89, n90, n95, n97, n98, n100, n101, n256
GAIN	0.694 - 0.96 GHz : 4 dBi 1.7 - 2.2 GHz : 5 dBi 2.2 - 2.7 GHz : 6 dBi
FRONT-TO-BACK	>8 dB
VSWR	<1.30, max <1.80
BEAMWIDTH	90°/90° ±30°
POLARIZATION	Vertical
IMPEDANCE	50 Ω

WI-FI ANTENNA SPECIFICATION

FREQUENCY	2.4 - 2.5 GHz 4.70 - 6.00 GHz
GAIN	2.40 - 2.50 GHz : 6 dBi 4.70 - 6.00 GHz : 7 dBi
VSWR	<1.70, max <2.00
BEAMWIDTH	360°/25° ±5°
POLARIZATION	Vertical
IMPEDANCE	50 Ω

BLUETOOTH ANTENNA SPECIFICATION

FREQUENCY	2.30 - 2.60 GHz
GAIN	3 dBi
VSWR	<1.70, max <2.00
BEAMWIDTH	360°/25° ±5°
POLARIZATION	Vertical
IMPEDANCE	50 Ω

MECHANICAL SPECIFICATION

MATERIALS	ABS, aluminum, PTFE, Fiberglass
CONNECTOR TYPE	RJ45 + 2xNf + 2xNm in external omni wi-fi antenna
INGRESS PROTECTION	IP67
DIMENSIONS	272 x 276 x 96 mm 10.71 x 10.87 x 3.78 inch
WEIGHT	1.8 kg 3.97 lbs
OPERATING TEMPERATURE	From -40°C to 80°C From -40°F to 176°F
MAST DIAMETER	25-60mm 0.98-2.36 inch

FREQUENCY BANDS

LTE/4G GSM	<div>694 MHz</div> <div><div>581213141718</div><div>19202627282944</div><div>676885103n81n82n83</div><div>n89n100</div></div> <div>960 MHz</div>
LTE/4G UMTS	<div>1710 MHz</div> <div><div>123491025</div><div>333435363739n80</div><div>n84n86n95n98n101</div></div> <div>2170 MHz</div>

LTE/4G WCS DARS

2300
MHz

30

40

n97

2400
MHz

LTE/4G

2400
MHz

7

38

41

53

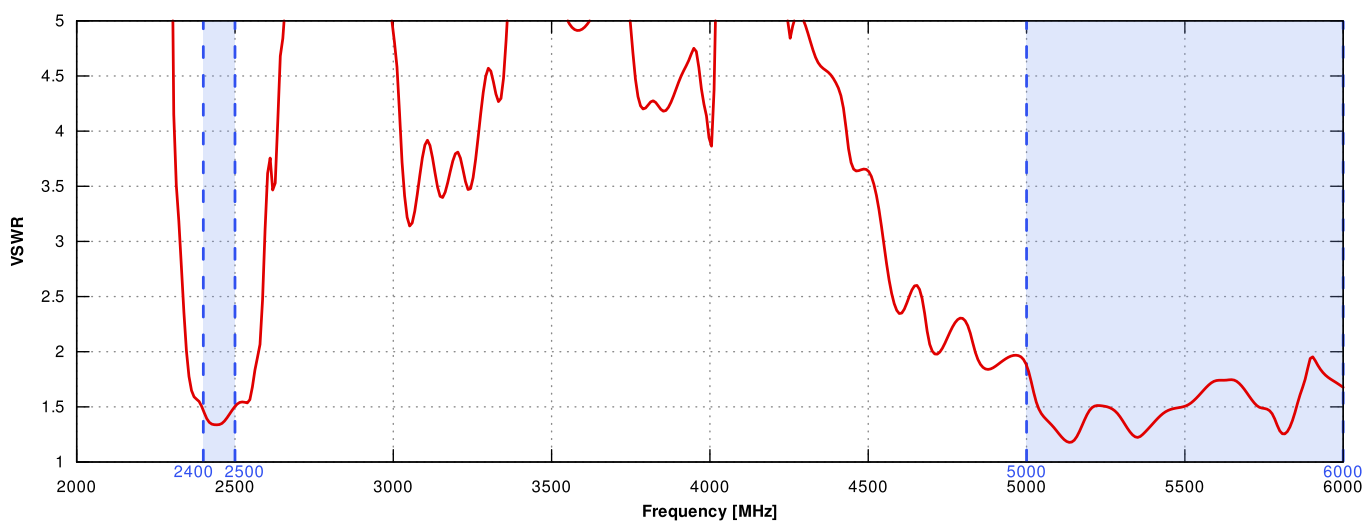
69

n90

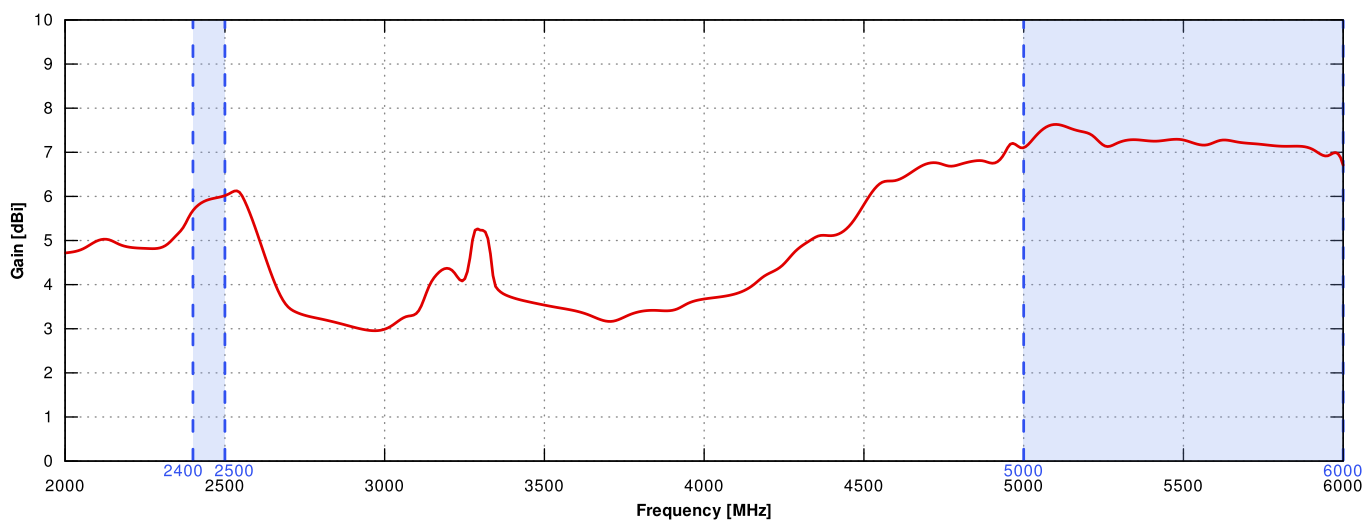
2700
MHz

PLOTS

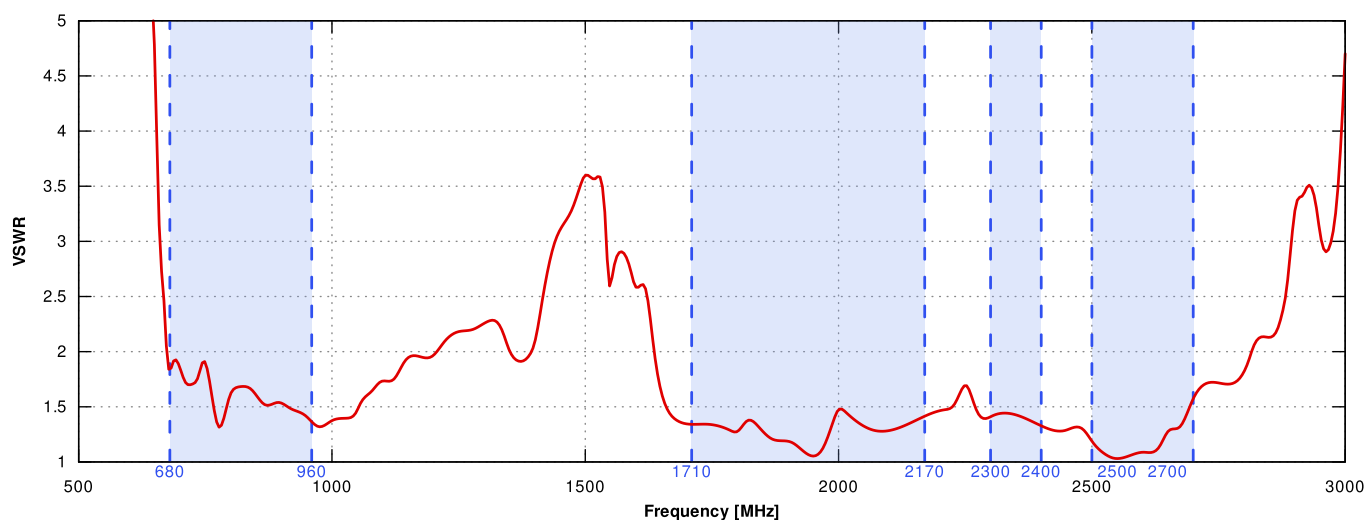
VSWR for Wi-Fi antenna



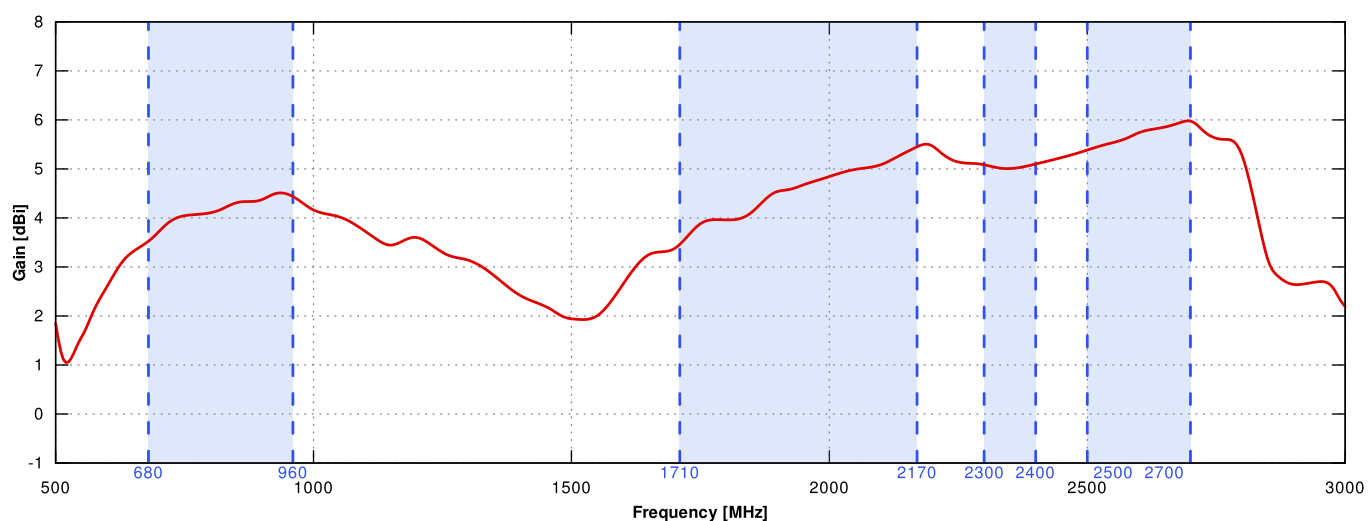
Gain for Wi-Fi antenna



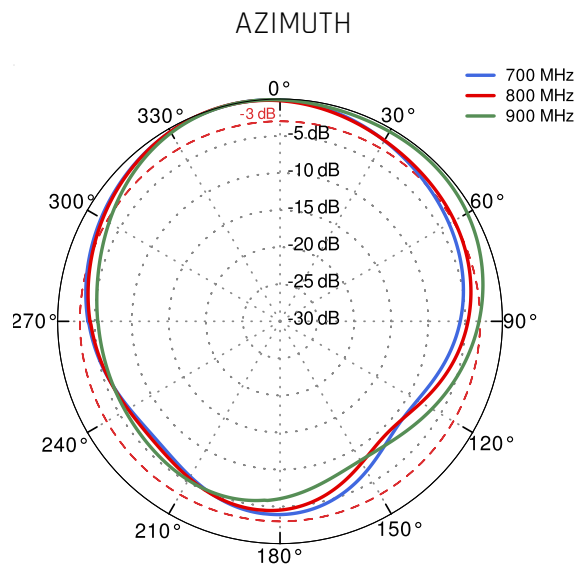
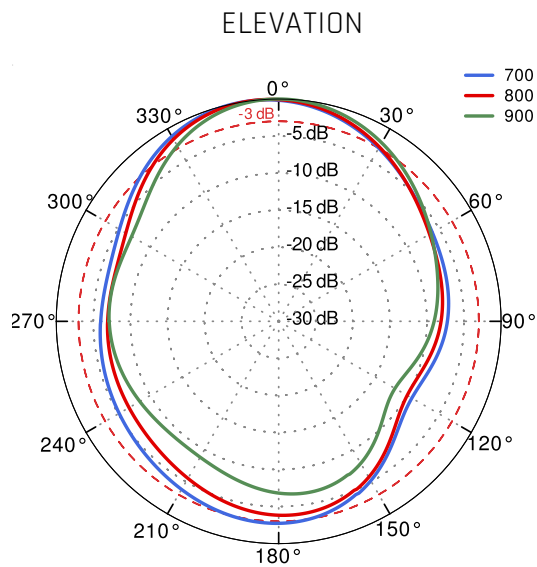
VSWR for LTE antenna



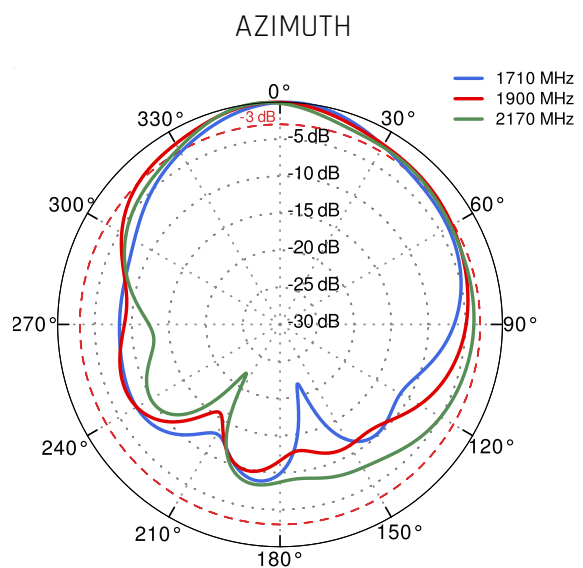
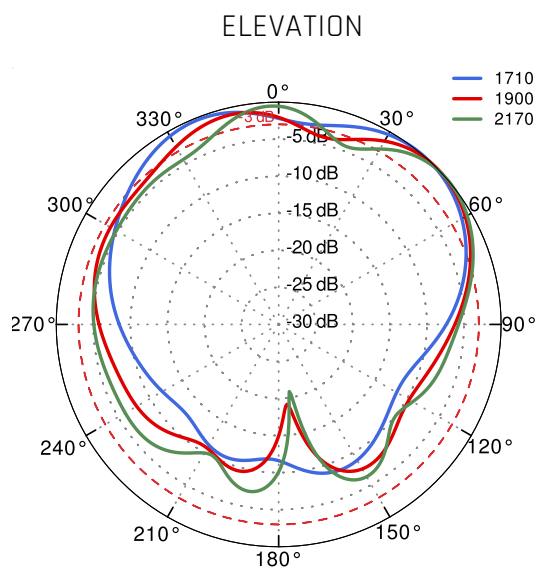
Gain for LTE antenna



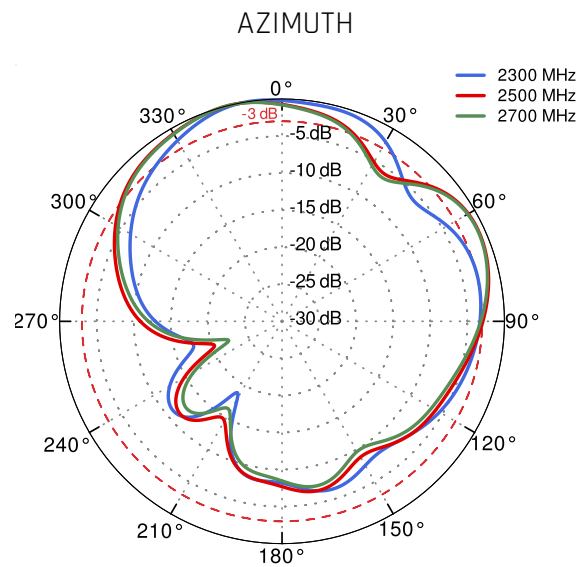
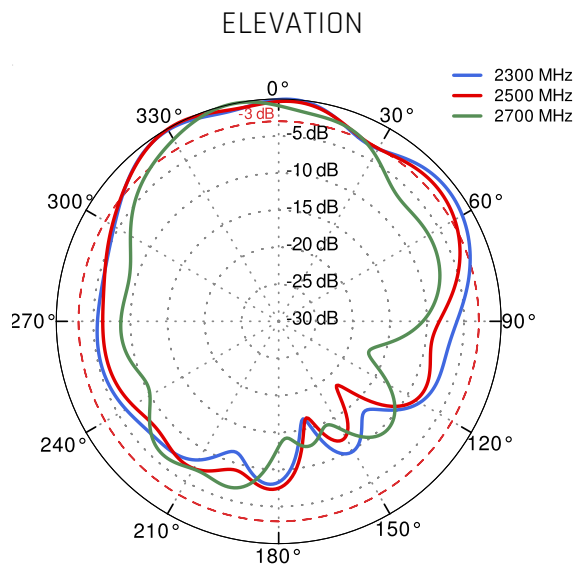
LTE from 700MHz to 900MHz



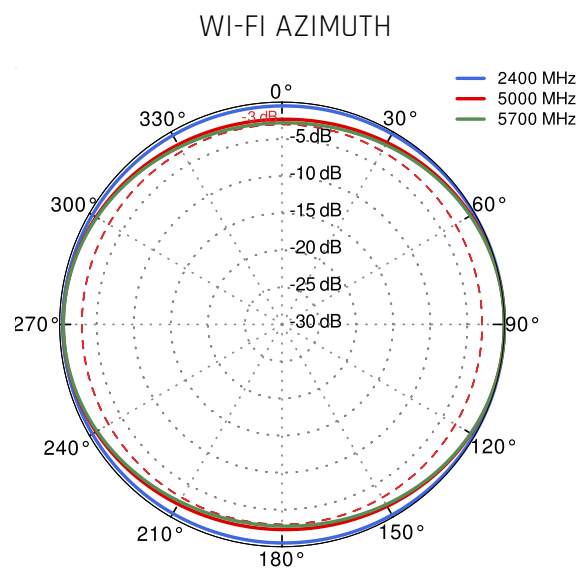
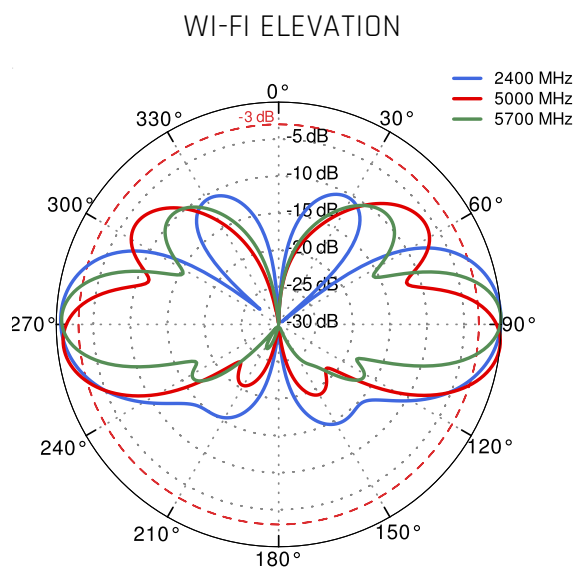
LTE from 1.71GHz to 2.17GHz



LTE from 2.3GHz to 2.7GHz



Wi-Fi 2.4GHz and 5GHz



DIMENSIONS

