

QuCam for Teltonika RUTX50 230V

Outdoor CCTV LTE PoE gateway with embedded LTE router & PoE switch for CCTV cameras.

QuCam for RUTX50 is a powerful outdoor industrial gateway for professional CCTV application with embedded PoE switch for up to 3x CCTV cameras and place to install Teltonika RUTX50 (not included in gateway set). QuCam for RUTX50 also has integrated omnidirectional LTE and Wi-Fi antennas. The mobile router delivers high performance for mission-critical cellular communication in harsh and hazardous environments where a wide operating temperature is required.

5G**Wi Fi**
DUALBAND 2.4GHz
5GHz
694-6000MHz
4 dBi
OMNI
DIRECTIONAL
IP 67
-40° TO +80°

OUTDOOR ANTENNA WORKS IN ANY
WEATHER CONDITIONS, IP67



MOUNTING SYSTEM WITH TWO
PLANES, 60 DEGREES REGULATION



3 X ACTIVE POE OUTPUT (802.3 AF /
AT)



SIM CARD SLOT



MADE IN **EUROPE**



5G/LTE ANTENNA SPECIFICATION

FREQUENCY	617 - 960 MHz 1.7 - 2.7 GHz 3.3 - 4.7 GHz 5.2 - 6.0 GHz
GAIN	617 - 960 MHz : 3 dBi 1.7 - 2.7 GHz : 4 dBi 3.3 - 4.7 GHz : 4.5 dBi 5.2 - 6.0 GHz : 2.5dBi
SUPPORTED LTE/5G BANDS	1, 2, 3, 4, 5, 7, 8, 9, 10, 12, 13, 14, 17, 18, 19, 20, 22, 25, 26, 27, 28, 29, 30, 33, 34, 35, 36, 37, 38, 39, 40, 41, 42, 43, 44, 47, 48, 49, 52, 53, 65, 66, 67, 68, 69, 71, 85, 103, 106, n1, n2, n3, n5, n7, n8, n12, n13, n14, n18, n20, n25, n26, n28, n29, n30, n34, n38, n39, n40, n41, n47, n48, n53, n65, n66, n67, n71, n77, n78, n80, n81, n82, n83, n84, n85, n86, n89, n90, n95, n97, n98, n100, n101, n256
VSWR	<1.80, max <2.00
BEAMWIDTH	360°/35° ±5°
POLARIZATION	Vertical
IMPEDANCE	50 Ω

WI-FI ANTENNA SPECIFICATION

FREQUENCY	2.4 - 2.5 GHz 4.7 - 6.0GHz
GAIN	2.4 - 2.5 GHz : 6 dBi 4.7 - 6.0 GHz : 7.5 dBi
VSWR	<1.70, max <2.00
BEAMWIDTH	360°/25° ±5°
POLARIZATION	Vertical
IMPEDANCE	50 Ω

POWER SUPPLY ELECTRICAL INPUT SPECIFICATION

INPUT VOLTAGE	85 ... 264VAC
INPUT FREQUENCY	47 ... 63Hz
INPUT CURRENT	1,2A/230VAC
INRUSH CURRENT	50A/230VAC
AC LEAKAGE CURRENT	max. 0,75mA/240VAC
EFFICIENCY	91%

POWER SUPPLY ELECTRICAL OUTPUT SPECIFICATION

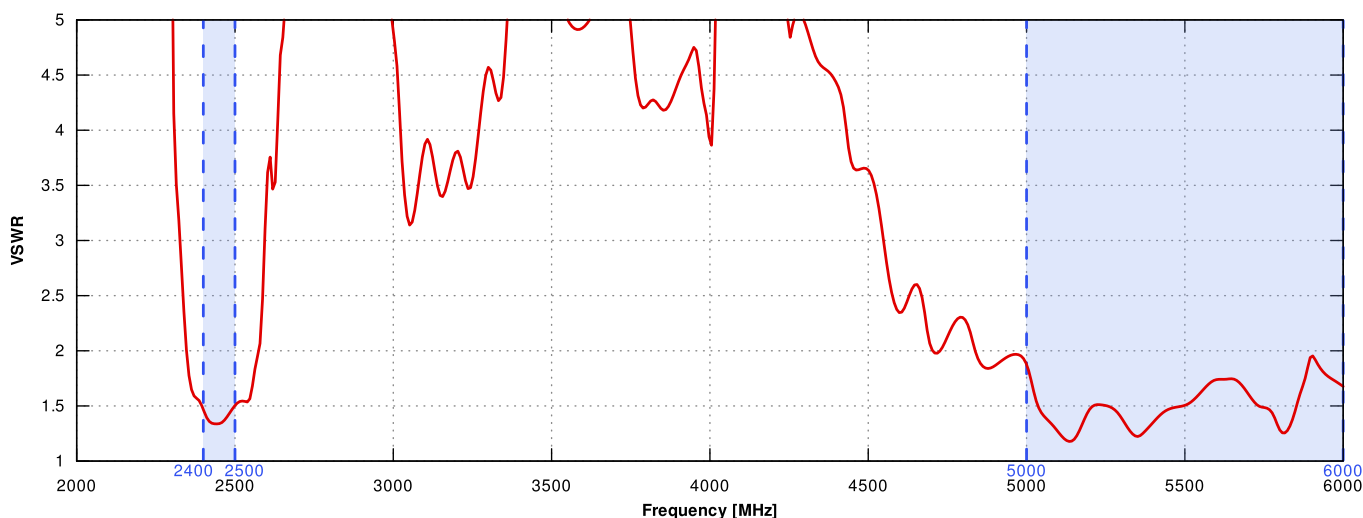
OUTPUT VOLTAGE	44 ... 57VDC
OUTPUT POWER	120W
OUTPUT POWER PER PORT	30W
ETHERNET PORTS	4x RJ45 10/100/1000Mbps
IEEE 802.3 STANDARDS:	802.3i, 802.3u, 802.3ab, 802.3x, 802.3az

COMPATIBLE ROUTERS

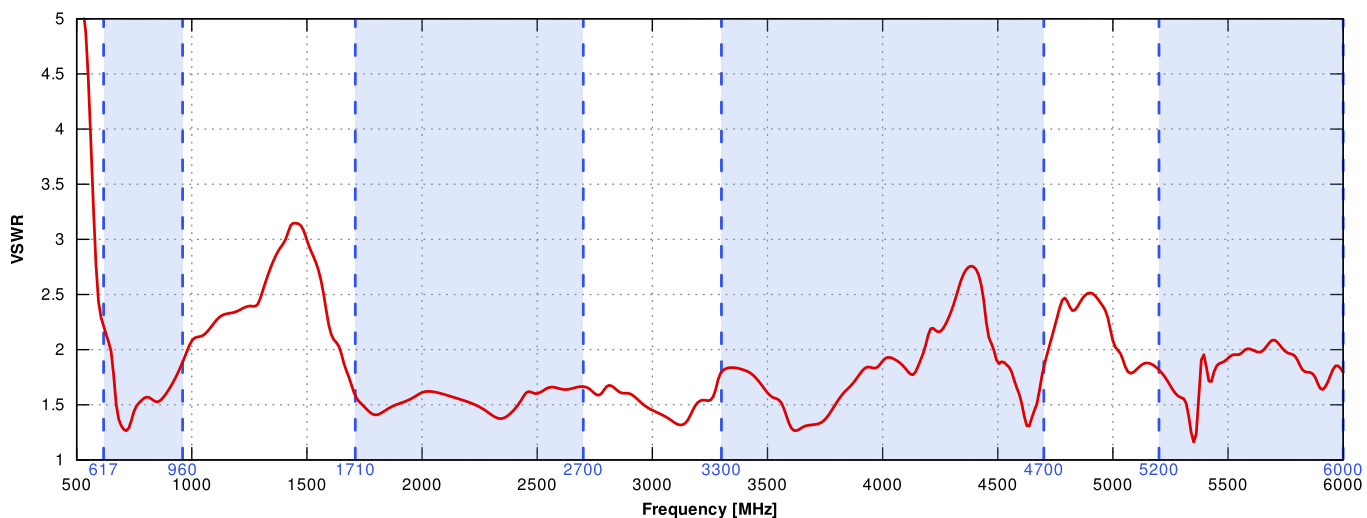
VARIANT: CX50AC

PLOTS

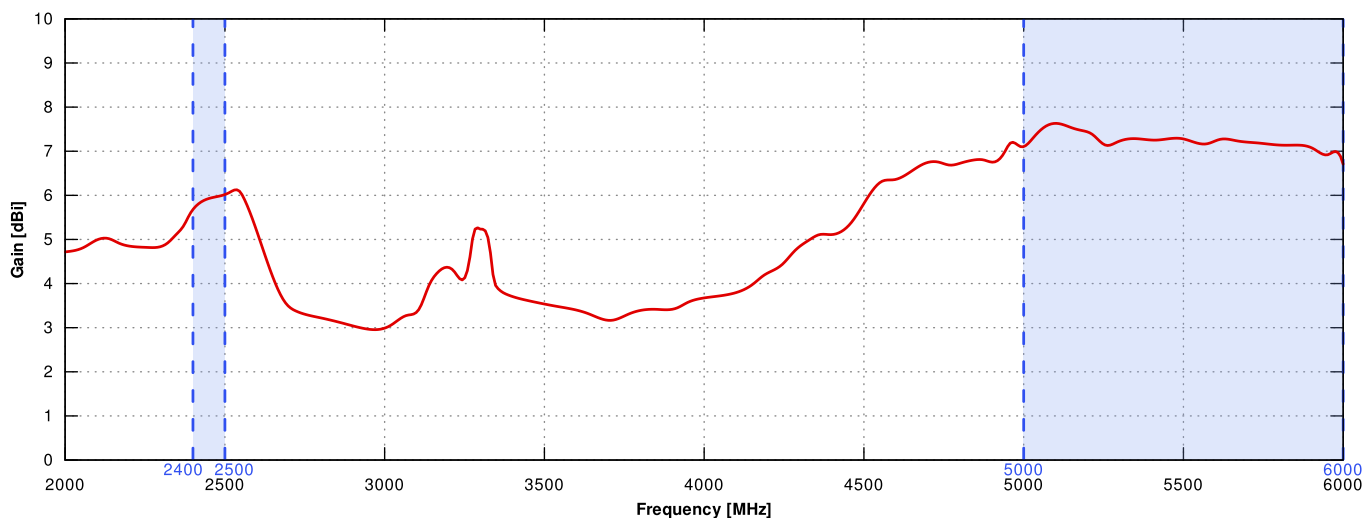
VSWR FOR WI-FI ANTENNA



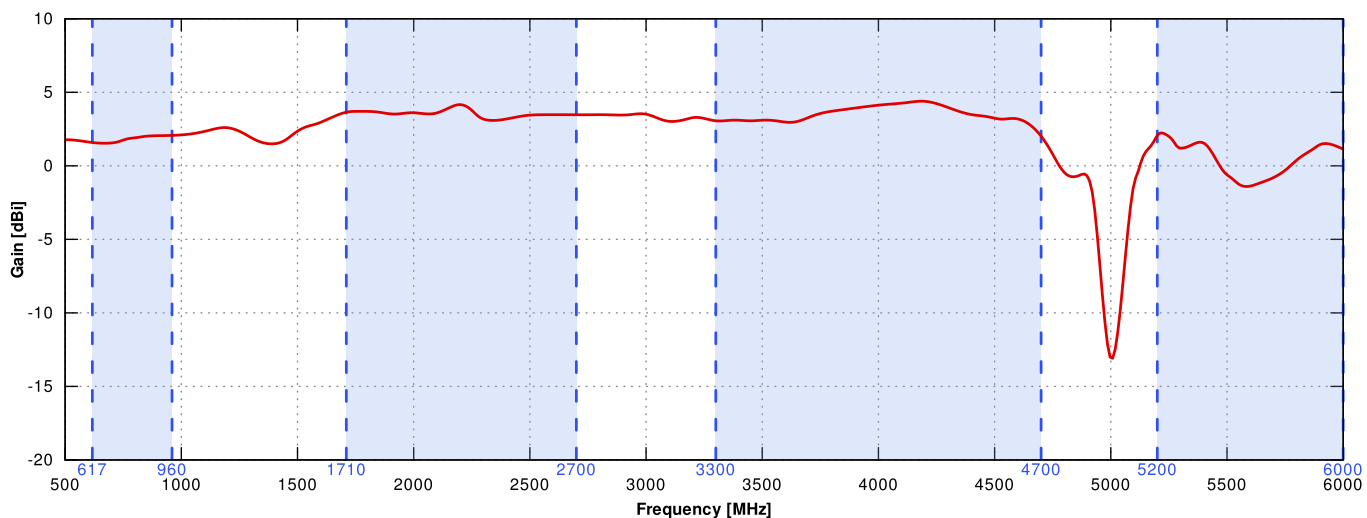
VSWR FOR 5G/LTE ANTENNA




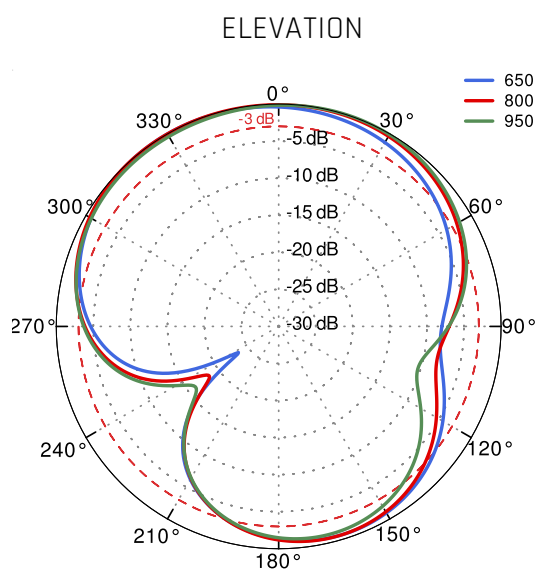
GAIN FOR WI-FI ANTENNA



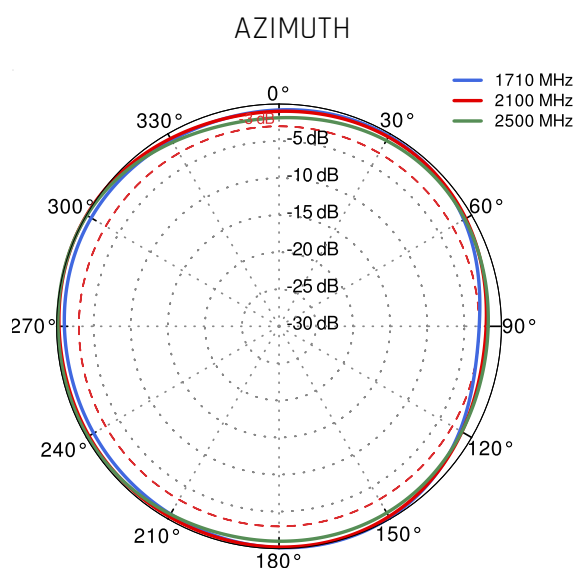
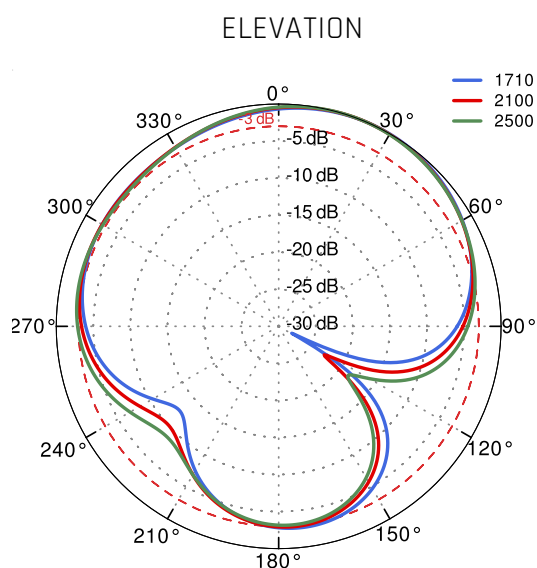
GAIN FOR 5G/LTE ANTENNA



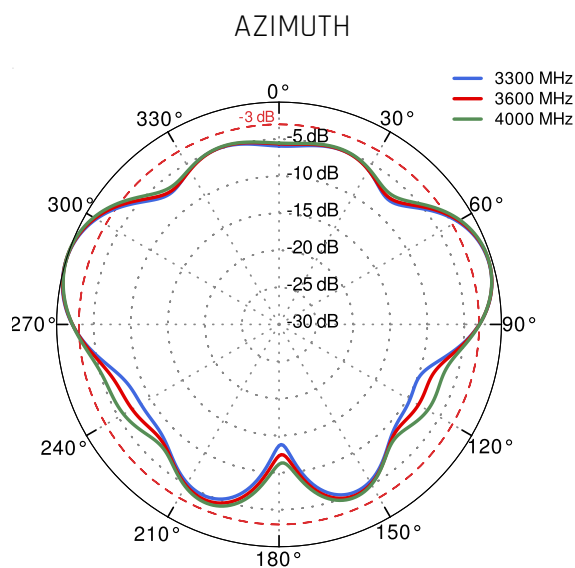
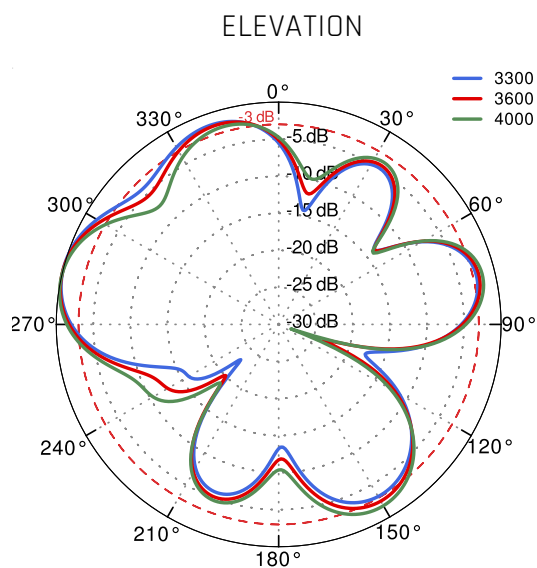
5G/LTE from 650MHz to 950MHz



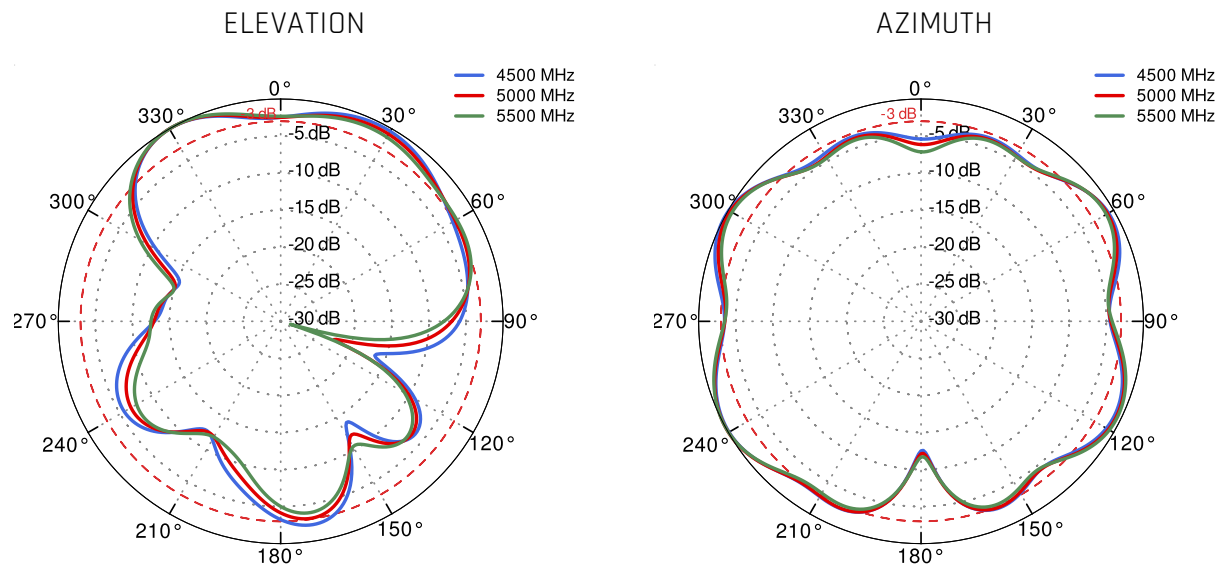
5G/LTE from 1.71GHz to 2.5GHz



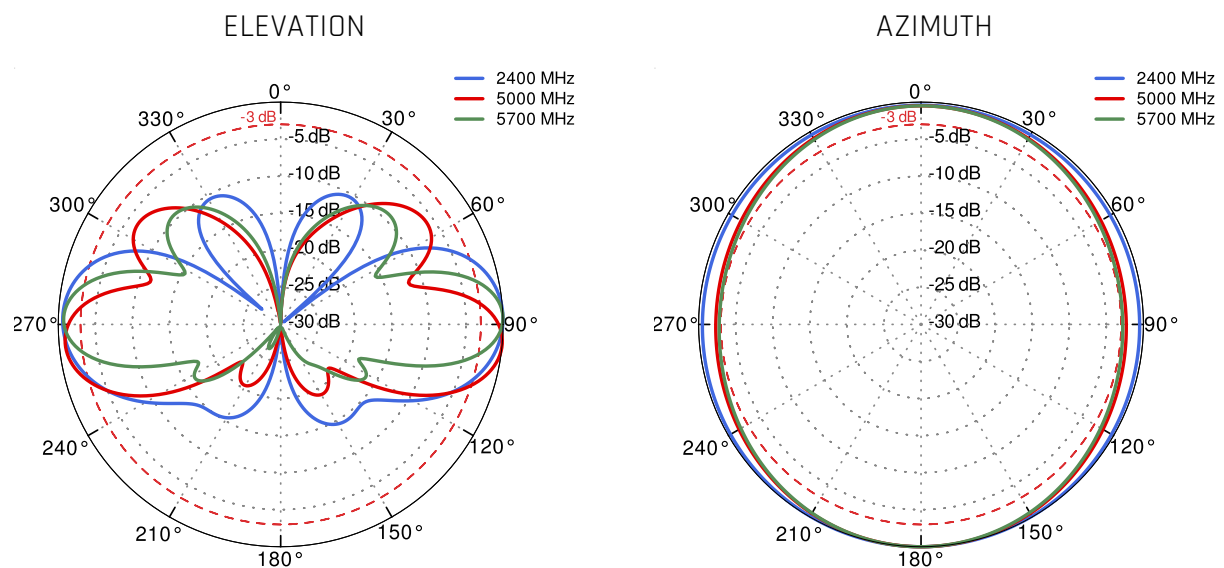
5G/LTE from 3.3GHz to 4.0GHz



5G/LTE from 4.5GHz to 5.5GHz



Wi-Fi 2.4GHz to 5.7GHz



DIMENSIONS

